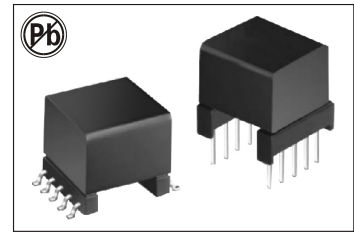


ADSL TRANSFORMERS

ADSL-100 SERIES



FEATURES:

- High Frequency Design
- Excellent THD
- High Reliability

OPTIONS:

- Tape & Reel is Standard
- Custom design available

COMMON APPLICATIONS:

- ADSL VDSL Router
- Analog Devices, Alcatel, Globespan.
- Central Office/Customer Premise

STANDARD SPECIFICATIONS

Part Number	Application	Turns Ratio ± 2% Line to Chip	OCL (mH ± 10%) Line Side	L _L (μH Max)	Longitudinal Balance (dB Min)	DCR (Ω Max.) Line Side	THD (dB Min)	SCH	Applicable IC
ADSL-101	CPE	1:1	5.0 (1)	15 (2)	40(25KHz-1.1MHz)	3.0	80@30KHz	1	AD20msP910/918
ADSL-102	CPE	1:1	0.48 (1)	10 (2)	40(30KHz-1.1MHz)	1.0	72@10KHz	1	MTK-20/40
ADSL-102A	CO	1:1	0.41 (1)	6.5 (2)	40(30KHz-1.1MHz)	0.6	72@20KHz	1	MTK-20/40
ADSL-103	CPE	2:1	0.43 (3)	10 (4)	40(25KHz-1.1MHz)	0.45	80@100KHz	2	G7000
ADSL-105	CPE	1:1	0.407 (1)	9 (2)	40(25KHz-1.1MHz)	0.66	80@100KHz	1	EL-1501

Inertion Loss: 0.5dB max Inductance measured @10KHz 0.1 VRMS Hipot: 1500 VRMS

Remark: Add "S" after Part No. for SMT package

Example: ADSL-101S for SMT Package: Package B

Notes:

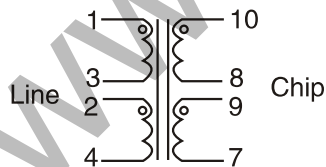
1. Measure inductance at pin 1-4 with pin 2-3 shorted.
2. Measure leakage inductance at pin 1-4 with 2-3 shorted, and 7-8-9-10 shorted.
3. Measure inductance at pin 1-5 with pin 2-4 shorted.
4. Measure leakage inductance at pin 1-5 with 2-4 shorted, and pin 6-9-7-10 shorted.

TECHNICAL INFORMATION & PHYSICAL CHARACTERISTICS

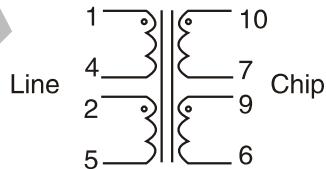
- Soldering methods: Wave, Reflow
- Operating Temperature: 0°C to +70°C
- Storage Temperature: -55°C to 125°C

Note: All specifications subject to change without notice.

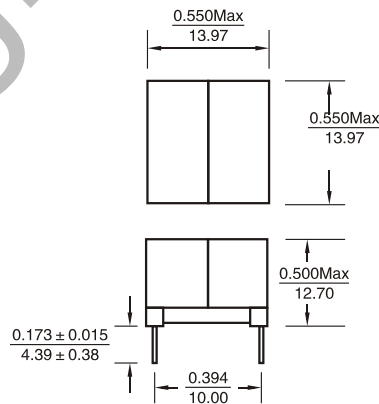
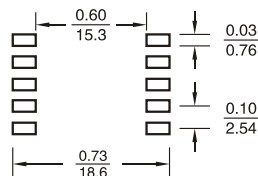
Schematic 1



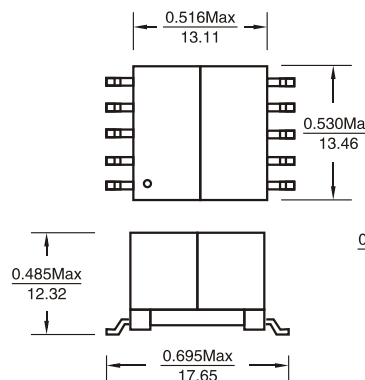
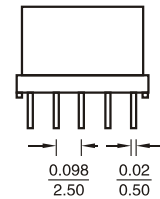
Schematic 2



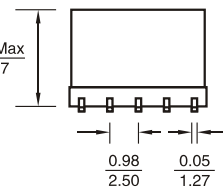
Recommended Pad Layout



THRU HOLE Package A



SMT Package B



Dimensions: Inches/mm