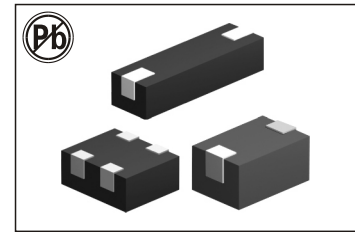


# HIGH CURRENT SURFACE-MOUNT WIRE-WOUND BEADS

## SMB SERIES



### FEATURES:

- High Frequency Design
- Lower DCR permits High Idc
- EMI Suppression
- Lead free versions
- RoHS compliant
- Excellent Thermal Stability

### OPTIONS:

- Tape & Reel is Standard (Qty:2000pcs.)
- Bulk packaging Available for Smaller Quantities
- Tolerance:K=10%,M=20% is Standard, Tighter Tolerances Available

### COMMON APPLICATIONS:

- Modems PDP, LCD TVs convertor
- Mobile Radios DC/DC convertor
- Cordless Telephones Car radios
- Global Positioning Systems
- Wireless Communications Equipment
- Networking System,xDSL Filter
- Computer Products and Peripherals

## STANDARD SPECIFICATIONS

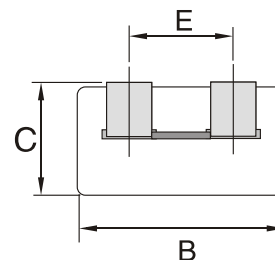
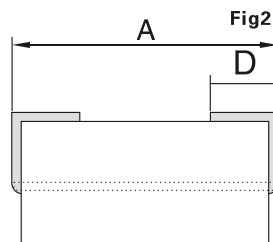
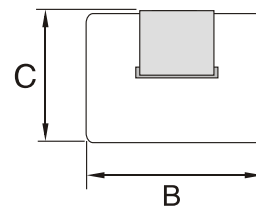
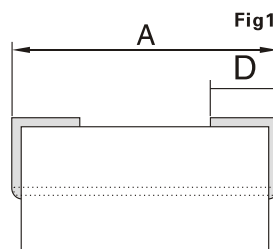
Part Number	IMPEDANCE ( $\Omega$ )		DCR (m $\Omega$ )	IDC (A)	DIMENSIONS(mm)					Fig Number
	25MHz	100MHz			A	B	C	D	E	
SMB302520M	20	30	0.8	6	3.0 ± 0.15	2.5 ± 0.15	2.0 ± 0.15	1.15 ± 0.15		Fig1
SMB473029M	30	47	0.8	6	4.7 ± 0.15	3.0 ± 0.15	2.9 ± 0.15	1.5 ± 0.2		
SMB903029M	33	45	1.2	6	9.0 ± 0.15	3.0 ± 0.15	2.9 ± 0.15	1.5 ± 0.2		
SMB403025M	70	94	0.8	6	4.0 ± 0.15	3.1 ± 0.15	2.6 ± 0.15	1.35 ± 0.2		
SMB853025M	60	90	1.2	6	8.5 ± 0.15	3.1 ± 0.15	2.6 ± 0.15	2.0 ± 0.2		
SMB488031M	68	100	0.6	6	8.0 ± 0.15	4.8 ± 0.15	3.1 ± 0.15	1.5 ± 0.2		Fig2
SMB275647M	22	38	0.8	6	4.76 ± 0.15	5.59 ± 0.15	2.72 ± 0.15	1.46 ± 0.15	2.5 ± 0.15	

Note:1. K= ± 10%,M= ± 20% DIMENSIONS:mm

### TECHNICAL INFORMATION:

### PHYSICAL CHARACTERISTICS:

- Impedance Testing: HP4191A,
- RDC:QuadTech 1880 Milliohm meter
- Solderability: 75% of the terminal electrode shall be covered
- Soldering Methods: Wave,Reflow
- Operating Temperature: -25°C to +85°C
- Storage Temperature: -55°C to +125°C



Note: All specifications subject to change without notice.