



LOW PROFILE SURFACE-MOUNT POWER INDUCTORS

SPI-0402C Series

0603,0704,1005,1205

FEATURES:

- Ceramic housing
- High Frequency Design
- Excellent Q Values
- Excellent SRF
- Excellent Thermal Stability
- Low profile
- Small Foot Print

OPTIONS:

- Tape & Reel is Standard (Qty:2000pcs.)
- Bulk packaging Available for Smaller Quantities
- Tolerance:K=10%,M=20% is Standard,Tighter Tolerances Available

COMMON APPLCATIONS:

- Modems
- Mobile Radios
- Cordless Telephones
- Global Positioning Systems
- Wireless Communications Equipment
- Networking System,xDSL Filter
- Computer Products and Peripherals

ELECTRICAL CHARACTERISTICS:

Part Number	Inductance (uH \pm 20%)	DCR Max (Ω)	Last (A)
SPI0402C-1R0M	1.0	0.040	2.5
SPI0402C-1R5M	1.5	0.06	2.2
SPI0402C-2R2M	2.2	0.070	1.8
SPI0402C-3R3M	3.3	0.10	1.4
SPI0402C-4R7M	4.7	0.120	1.2
SPI0402C-6R8M	6.8	0.19	1.1
SPI0402C-100M	10	0.26	1.0
SPI0402C-150M	15	0.40	0.8
SPI0402C-220M	22	0.54	0.6
SPI0402C-330M	33	0.74	0.5
SPI0402C-470M	47	1.1	0.45
SPI0402C-680M	68	1.6	0.35
SPI0402C-101M	100	2.3	0.30
SPI0402C-151M	150	3.2	0.25
SPI0402C-221M	220	5.7	0.20
SPI0402C-331M	330	8.2	0.16
SPI0402C-471M	470	10.8	0.14
SPI0402C-681M	680	17.2	0.12
SPI0402C-102M	1000	22.6	0.08

Note:1. K= \pm 10%,M= \pm 20%,N= \pm 30%

TECHNICAL INFORMATION & PHYSICAL CHARACTERISTICS:

Inductance(L)measured@noted frequencies with 0DC bias

Operating Temperature:-55°Cto85°C

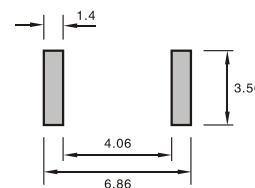
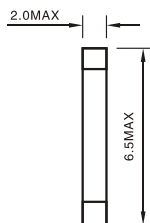
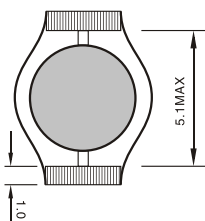
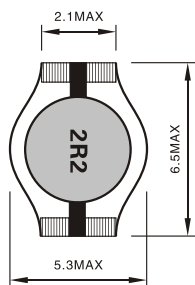
Inductance Drops By 10%at Max rated in uH

Marking per EIA Standard colour code in uH

Dimensions in mm

Specifications subject to change without notice

DIMENSIONS IN: mm



LAND PATTERNS