







Interference Suppression Capacitor

MKP-X2



-  Metallized Polypropylene Film
-  Metal spray layer
-  Connecting wire

Construction:

Dielectric : Polypropylene Film.
 Electrodes : Zinc Metallization.
 Winding : non-inductive type.
 Leads : Tinned copper clad-steel wire
 Outer coating : Flame retarding plastic case and epoxy filled.

Feature:

Self-healing properties.
 In accordance with UL , CUL , ENEC , CQC
 safety regulations
 Class X2

Recommended Application:

Interference suppressors.
 Antenna coupling.
 Across the line.
 Line-by-pass.
 EMI filter





Electrical Characteristics:

Related Documents	IEC 60384-14 , UL 1414 , UL 1283 , CQC						
Rated Voltage	305VAC (ENEC , CQC) , 310VAC (UL , CUL).						
Rated Temperature	-40°C ~ +110°C						
Capacitance Range	0.0047μF ~ 10μF.						
Dissipation Factor	0.1% or less. at 1Khz , 20± 5°C						
Insulation Resistance	Terminal to Terminal: ≥15000MΩ at DC 100V (C≤ 0.33μF) ≥ 5000MΩ× μF at DC 100V (C>0.33μF)			Terminal to Enclosure: ≥30000MΩ at DC 100V ≥500MΩ at DC 500V			
Withstand Voltage	[Between terminal] : Nothing abnormal shall be found when apply a voltage specified below for 1 minute C≤0.0068μF: AC 1500V or DC 2121V , C>0.0068μF: AC 1000V or DC 1768V. Cut-off Current AC : 2A , DC : 10mA 1. Above test must connected with a current limiting resistance of 1 Ω / Voltage. 2. Slow-up voltage speed : 100V/sec. [Between terminal and enclosure] : Nothing abnormal shall be found when apply a voltage of 2050Vac for 1 minute.						
Rated Voltage Pulse Slope dV/dt (V/μs) at 450VDC	Pitch V _R	7.5m/m	10m/m	15m/m	22.5m/m	27.5m/m	37.5m/m
	450VDC	500	400	300	180	120	70
Climate Category	code letter G and number 40 = Minimum limit temperature.... -40°C. code letter M and number 110 = Maximum limit temperature.... +110°C. code letter F and number 56 = Maximum limit of Relative Humidity The days of damp heat test..... 56 days. code letter B = Category of Passive flammability.						



Interference Suppression Capacitor

SAFETY APPROVALS :

LOGO MARK	COUNTRY	APPROVAL STANDARD	APPROVAL NO.	CLASS	CAP. RANGE	RATED VOLTAGE
UL  CUL 	U.S.A CANADA	UL-1414 UL-1283	E149075 E221690	FOWX2 FOKY2	0.0047 μ F ~ 1.0 μ F 0.0047 μ F ~ 10 μ F	250VAC 310VAC
CB TEST	EUROPE	IEC-60384-14 SECOND EDITION	SE-66904	X2	0.0047 μ F ~ 10 μ F	305VAC
ENEC 	EUROPE	EN-132400 IEC-60384-14 SECOND EDITION	SE/0252-5B	X2	0.0047 μ F ~ 10 μ F 40/110/56/B	305VAC
CQC 	CHINA	GB/T14472 (1998)	CQC11001064918	X2	0.0047 μ F ~ 10 μ F	305VAC

Cap. (μ F)

Size Cap	W	H	T	P	d ϕ
.0047	10.0	8.0	4.0	7.5	0.6
.0056	10.0	8.0	4.0	7.5	0.6
.0068	10.0	8.0	4.0	7.5	0.6
.0082	10.0	8.0	4.0	7.5	0.6
0.01	10.0	8.0	4.0	7.5	0.6
0.015	10.0	8.0	4.0	7.5	0.6
0.022	10.0	8.0	4.0	7.5	0.6
0.033	10.0	9.0	5.0	7.5	0.6
0.047	10.0	10.0	5.0	7.5	0.6
0.056	10.0	11.0	5.0	7.5	0.6
0.068	10.0	12.0	6.0	7.5	0.6
0.082	10.0	12.0	6.0	7.5	0.6
0.1	10.0	13.0	7.0	7.5	0.6
.0047	13.0	8.0	4.0	10.0	0.6
.0056	13.0	9.0	4.0	10.0	0.6
.0068	13.0	9.0	4.0	10.0	0.6
.0082	13.0	9.0	4.0	10.0	0.6
0.01	13.0	9.0	4.0	10.0	0.6
0.015	13.0	9.0	4.0	10.0	0.6
0.022	13.0	9.0	4.0	10.0	0.6
0.033	13.0	9.0	4.0	10.0	0.6
0.047	13.0	9.0	4.0	10.0	0.6
0.056	13.0	9.5	4.5	10.0	0.6
0.068	13.0	10.0	5.0	10.0	0.6
0.082	13.0	11.0	5.0	10.0	0.6
0.1	13.0	11.0	5.0	10.0	0.6
0.12	13.0	12.0	6.0	10.0	0.6
0.15	13.0	12.0	7.0	10.0	0.6
0.22	13.0	14.0	8.0	10.0	0.6
0.15	15.0	11.5	6.0	12.5	0.6

Size unit: m/m

Size Cap	W	H	T	P	d ϕ
0.22	15.0	12.5	7.0	12.5	0.6
0.33	15.0	14.0	8.5	12.5	0.6
0.39	15.0	15.0	9.0	12.5	0.6
0.47	15.0	16.0	10.0	12.5	0.6
0.56	15.0	17.0	11.0	12.5	0.6
0.01	18.0	8.0	4.0	15.0	0.8
0.015	18.0	8.0	4.0	15.0	0.8
0.022	18.0	9.0	4.0	15.0	0.8
0.033	18.0	9.0	4.0	15.0	0.8
0.047	18.0	9.0	4.0	15.0	0.8
0.056	18.0	9.0	4.0	15.0	0.8
0.068	18.0	10.0	4.0	15.0	0.8
0.082	18.0	10.0	5.0	15.0	0.8
0.1	18.0	10.0	5.0	15.0	0.8
0.12	18.0	10.0	5.0	15.0	0.8
0.15	18.0	10.5	5.0	15.0	0.8
0.22	18.0	11.5	6.0	15.0	0.8
0.33	18.0	13.0	7.0	15.0	0.8
0.39	18.0	13.5	7.5	15.0	0.8
0.47	18.0	14.0	8.0	15.0	0.8
0.56	18.0	15.0	9.0	15.0	0.8
0.68	18.0	16.0	10.0	15.0	0.8
0.82	18.0	17.5	10.0	15.0	0.8
1.0	18.0	18.5	11.0	15.0	0.8
0.15	26.0	11.0	5.0	22.5	0.8
0.22	26.0	11.0	5.0	22.5	0.8
0.33	26.0	12.0	6.0	22.5	0.8
0.39	26.0	12.0	6.0	22.5	0.8
0.47	26.0	14.0	6.0	22.5	0.8
0.56	26.0	14.0	7.0	22.5	0.8

Size Cap	W	H	T	P	d ϕ
0.68	26.0	15.0	7.5	22.5	0.8
0.82	26.0	16.0	8.0	22.5	0.8
1.0	26.0	17.0	9.0	22.5	0.8
1.2	26.0	19.5	9.0	22.5	0.8
1.5	26.0	21.0	10.0	22.5	0.8
1.8	26.0	23.0	12.5	22.5	0.8
2.2	26.0	24.0	13.5	22.5	0.8
2.2	26.0	22.0	15.0	22.5	0.8
0.47	31.0	13.5	6.0	27.5	0.8
0.56	31.0	14.0	6.5	27.5	0.8
0.68	31.0	15.5	6.5	27.5	0.8
0.82	31.0	16.0	7.5	27.5	0.8
1.0	31.0	17.0	8.0	27.5	0.8
1.2	31.0	17.5	9.0	27.5	0.8
1.5	31.0	18.5	10.0	27.5	0.8
1.8	31.0	20.5	12.0	27.5	0.8
2.2	31.0	22.0	13.0	27.5	0.8
3.3	31.0	26.0	17.5	27.5	0.8
3.3	31.0	29.0	15.5	27.5	0.8
3.9	31.0	28.0	19.0	27.5	0.8
4.7	31.0	30.5	20.0	27.5	0.8
4.7	31.0	32.5	19.0	27.5	0.8
5.6	31.0	34.5	21.0	27.5	0.8
3.3	41.5	26.0	14.5	37.5	1.0
3.9	41.5	27.5	16.0	37.5	1.0
4.7	41.5	30.0	17.0	37.5	1.0
5.6	41.5	31.5	18.5	37.5	1.0
6.8	41.5	35.5	22.5	37.5	1.0
8.2	41.5	38.0	25.0	37.5	1.0
10.0	41.5	41.0	27.5	37.5	1.0