



**Opto Plus LED Corp.**  
**0.36" Case Mold Type LED Display**  
**OPD-Q3610LE-BW**  
**OPD-Q3611LE-BW**

● **FEATURES**

- 0.36 inch (9.2 mm) Digit Height.
- Low current operation.
- Case mold type.
- Black face, White segment.
- RoHS compliant, Pb Free.

● **DESCRIPTION**

The OPD-Q3610LE-BW & OPD-Q3611LE-BW is a 0.36 inch (9.2 mm) height quadruple digits display.

This device utilizes Super Bright Red LED chip which are made from AlGaInP on a transparent GaAs, substrate. The display has Black face, White segment.

● **DEVICE**

<b>PART NO</b>	<b>DESCRIPTION</b>
Super Bright Red	
OPD-Q3610LE-BW	Common Anode
OPD-Q3611LE-BW	Common Cathode

**RoHS Compliance**



**Pb free.**





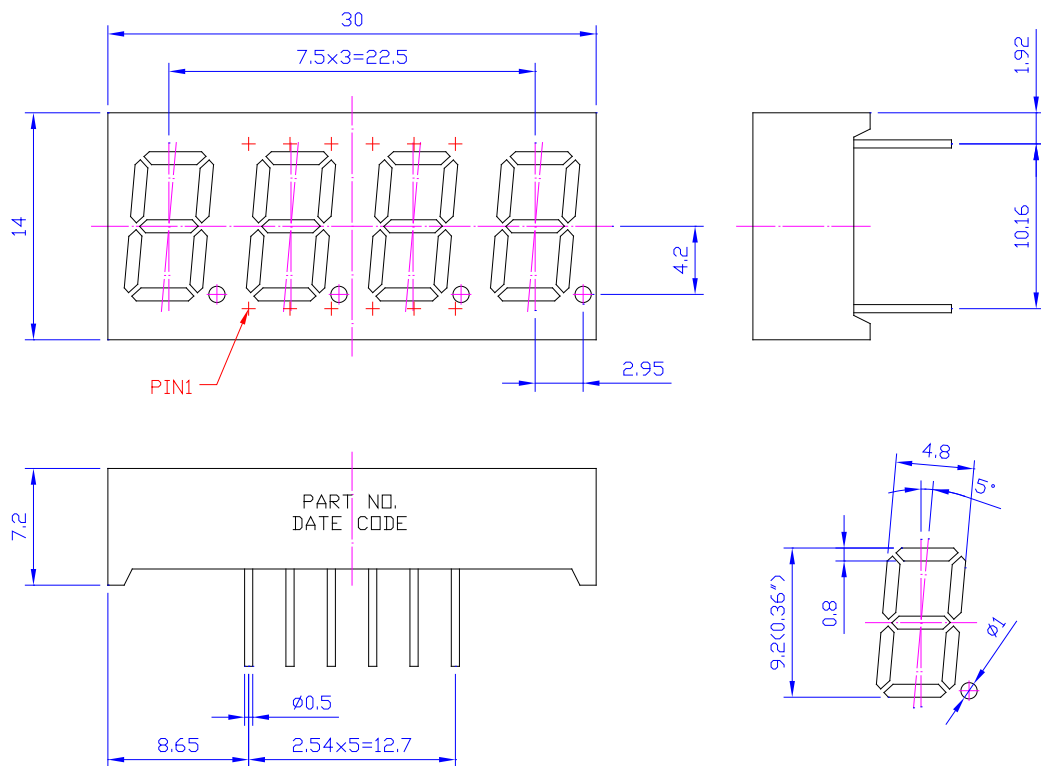
# Opto Plus LED Corp.

## 0.36" Case Mold Type LED Display

### OPD-Q3610LE-BW

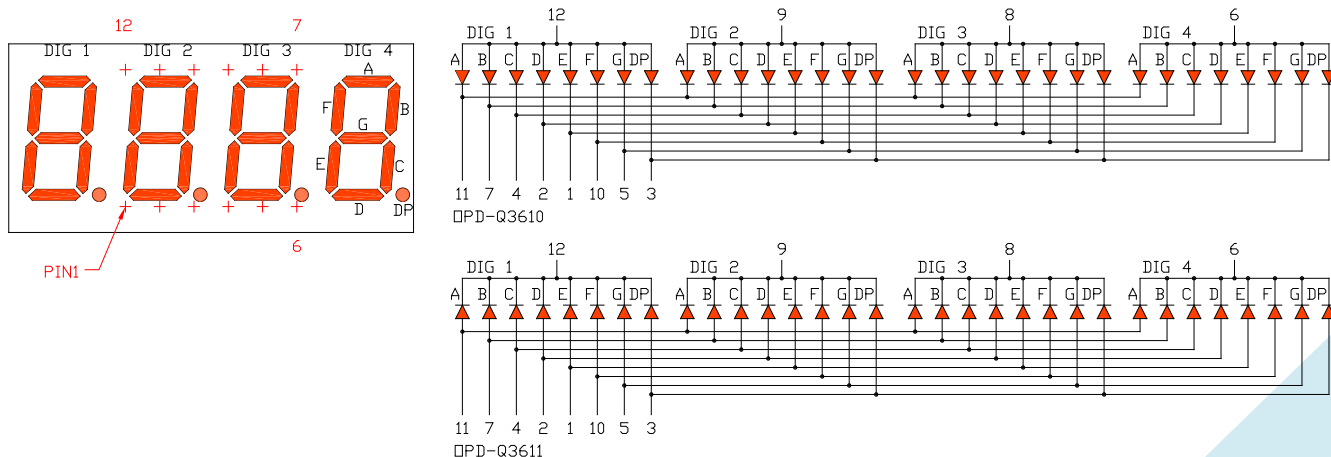
### OPD-Q3611LE-BW

#### MECHANICAL DIMENSIONS



NOTES: All dimensions are in millimeters. Tolerances are  $\pm 0.25$  mm unless otherwise noted.

#### TYPICAL INTERNAL EQUIVALENT CIRCUIT





**Opto Plus LED Corp.**  
**0.36" Case Mold Type LED Display**  
**OPD-Q3610LE-BW**  
**OPD-Q3611LE-BW**

● **LE: SUPER BRIGHT RED (AlGaInP/GaAs)**

ABSOLUTE MAXIMUM RATING AT  $T_a=25^{\circ}\text{C}$

Parameter	Symbol	Super Bright Red	Unit
Power dissipation per dice	$P_{AD}$	70	mW
Derating liner from $25^{\circ}\text{C}$ per dice	-	0.33	mA / $^{\circ}\text{C}$
Continuous forward current per dice	$I_{AF}$	25	mA
Peak current per dice (duty cycle 1/10, 1kHz)	$I_{PF}$	90	mA
Reverse voltage per dice	$V_R$	5	V
Operating temperature	$T_{OPR}$	-25 to +85	$^{\circ}\text{C}$
Storage temperature	$T_{STG}$	-25 to +85	$^{\circ}\text{C}$

ELECTRICAL - OPTICAL CHARACTERISTICS AT  $T_a=25^{\circ}\text{C}$

Characteristic	Symbol	Condition	Min.	Typ.	Max.	Unit
Forward voltage	$V_F$	$I_F=20\text{mA}$	-	2.0	2.6	V
Reverse current	$I_R$	$V_R=5\text{V}$	-	-	10	$\mu\text{A}$
Peak wavelength	$\lambda_P$	$I_F=20\text{mA}$	-	632	-	nm
Dominant wavelength	$\lambda_D$	$I_F=20\text{mA}$	-	625	-	nm
Luminous intensity	$I_V$	$I_F=20\text{mA}$	-	40	-	mcd
Spectral radiation bandwidth	$\Delta\lambda$	$I_F=20\text{mA}$	-	20	-	nm



# Opto Plus LED Corp.

## 0.36" Case Mold Type LED Display

### OPD-Q3610LE-BW

### OPD-Q3611LE-BW

#### ● LE: SUPER BRIGHT RED (AlGaInP/GaAs) CURVE

Typical Electro-optical Characteristic Curves  
(25 °C Free Air Temperature Unless Otherwise Specified)

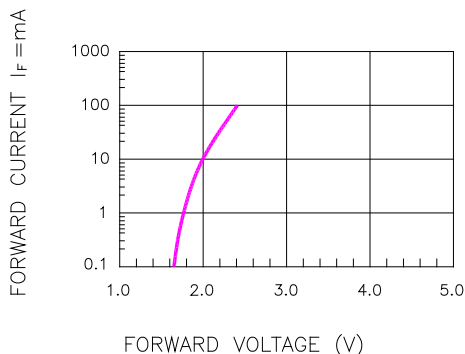


Fig.1 FORWARD CURRENT VS. FORWARD VOLTAGE

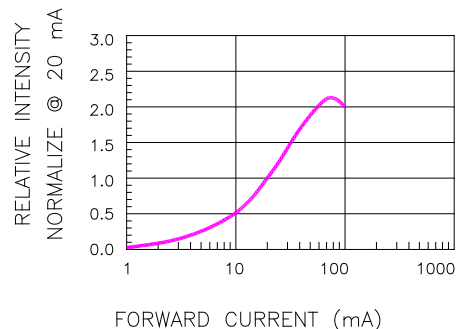


Fig.2 RELATIVE INTENSITY VS. FORWARD CURRENT

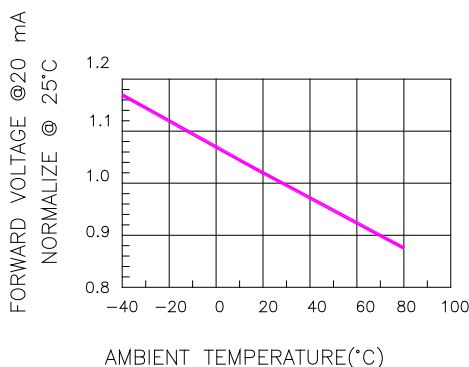


Fig.3 FORWARD VOLTAGE VS. TEMPERATURE

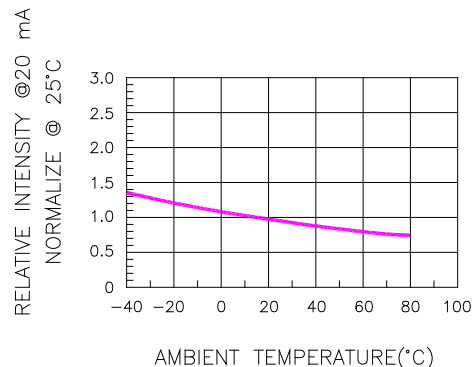


Fig.4 RELATIVE INTENSITY VS. TEMPERATURE

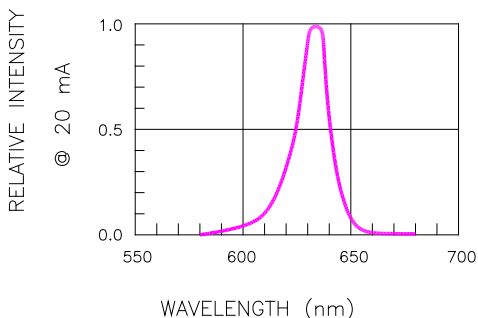


Fig.5 RELATIVE INTENSITY VS. WAVELENGTH

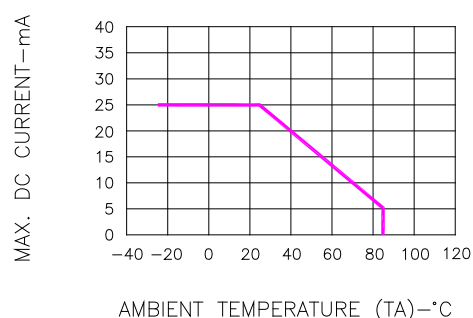


Fig.6 MAX. ALLOWABLE DC CURRENT VS. AMBIENT TEMPERATURE



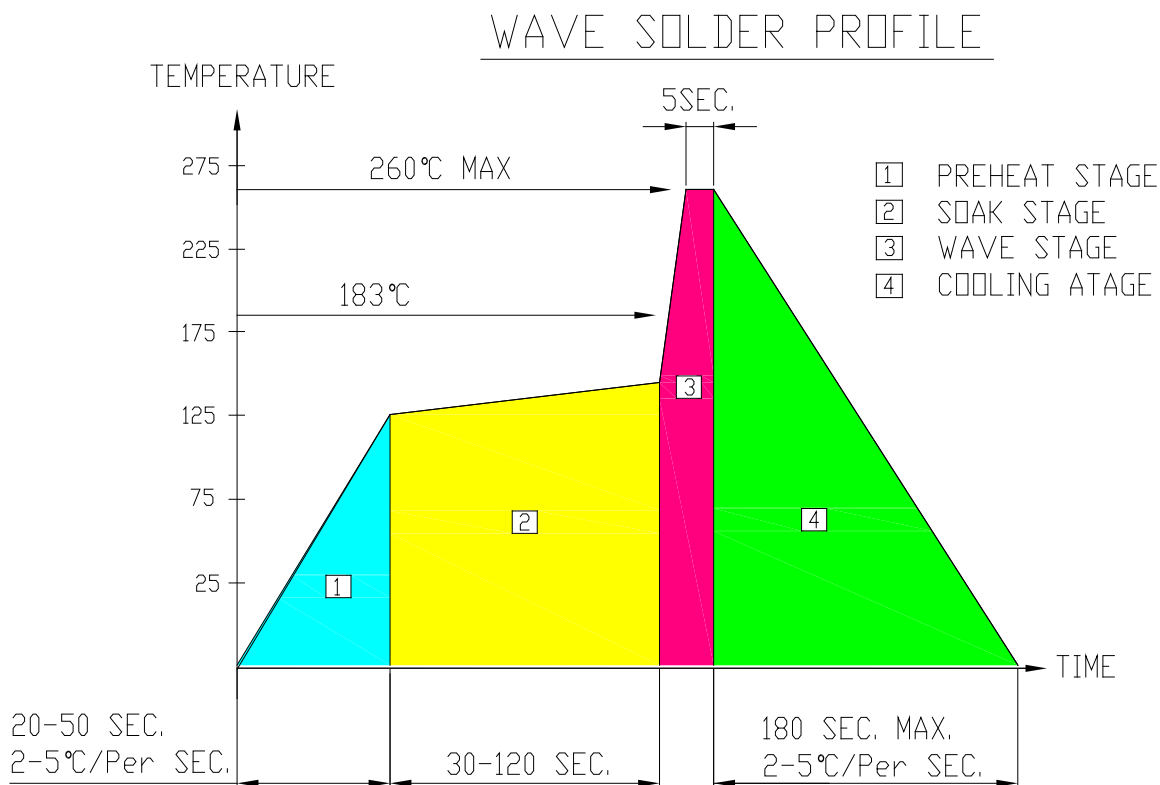
# Opto Plus LED Corp.

## 0.36" Case Mold Type LED Display

### OPD-Q3610LE-BW

### OPD-Q3611LE-BW

#### ● RECOMMEND SOLDERING PROFILE



#### ● SOLDERING IRON

Basic spec is  $\leq 4$  sec when 260°C. If temperature is higher, time should be shorter (+10°C → 1 sec). Power dissipation of Iron should be smaller than 15W, and temperature should be controllable. Surface temperature of the device should be under 230°C.

#### ● REWORK

Customer must finish rework within  $\leq 4$  sec under 245°C.