

## Pin Header 3.96mm 1 Row H=3.18mm Right Angle Type

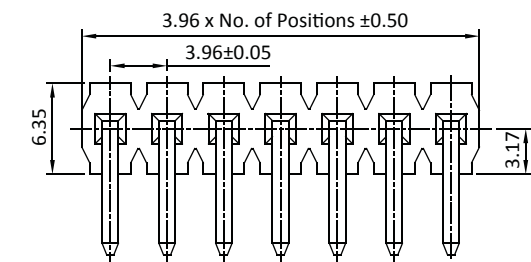
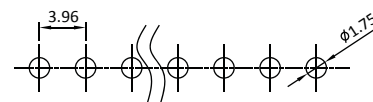
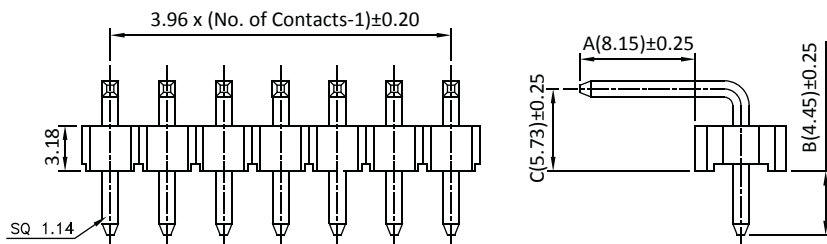


Table:

LEAD STYLE	Dimensions		
	A	B	C
01	8.15	4.45	5.73
02	13.60	4.00	8.13
03	10.75	4.50	9.48



Recommended PCB Layout  
(PCB TOLERANCE ±0.05)

Part No.:PH396R32-1XX-U

## Pin Header 3.96mm 1 Row H=3.18mm Straight Type

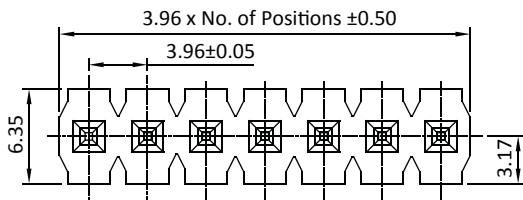
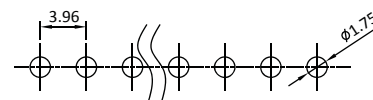
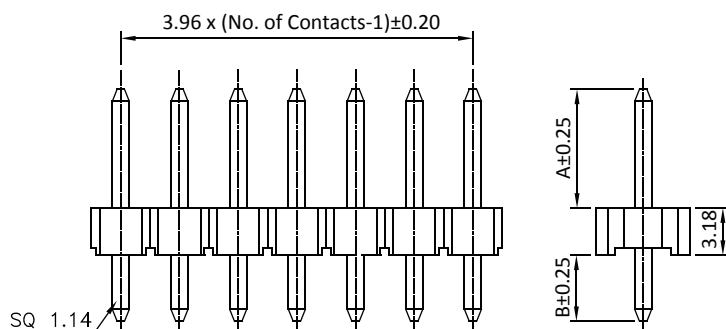


Table:

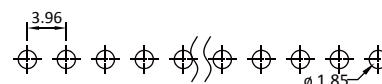
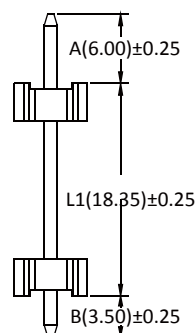
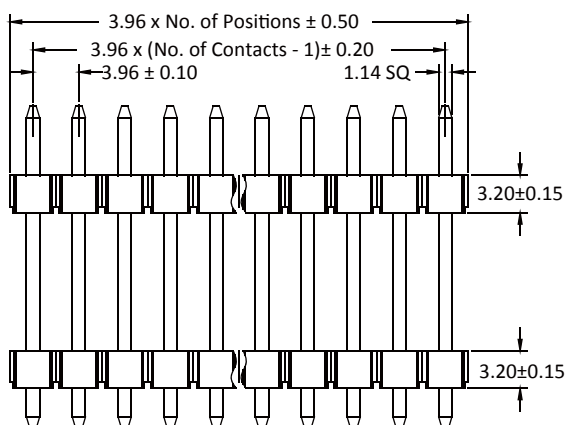
LEAD STYLE	Dimensions	
	Dim.A	Dim.B
02	11.45	4.45
03	12.70	4.45
04	20.55	4.00
05	3.80	12.10
06	11.43	3.18



Recommended PCB Layout  
(PCB TOLERANCE ±0.05)

Part No.:PH396S32-1XX-U

## Pin Header 3.96mm 1 Row H=3.2mm Stack Straight Type



Recommended P.C.B Layout(Top Side)  
(PCB BOARD TOLERANCE±0.05)

Part No.:PH396D32-1XX-U