

DATA SHEET

Multihole cores EMI-suppression products

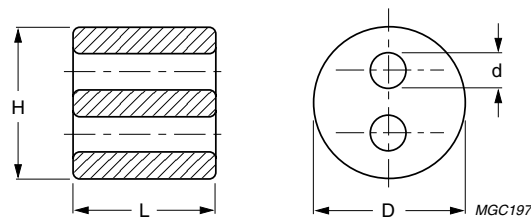
Supersedes data of September 2004

2008 Sep 01

MULTIHOLE CORES

Table 1 MHC2 grades, parameters and type numbers

GRADE	DIMENSIONS (mm)			TYPE NUMBER
	D	d	L	
4B1	5.6 ±0.15	1.5 ±0.15	12 ±0.2	MHC2-5.6/12-4B1
	6.6 -0.6	1.05 +0.3	5 ±0.2	MHC2-6.6/5-4B1

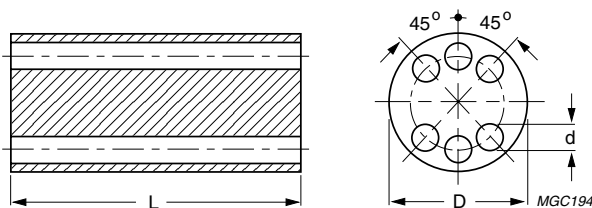


For dimensions see Table 1.

Fig.1 Multihole core circular (MHC2).

Table 2 MHC6 grades, parameters and type numbers

GRADE	DIMENSIONS (mm)			TYPE NUMBER
	D	d	L	
3S4	6 ±0.3	0.7 +0.2	10 ±0.5	MHC6-6/10-3S4
4B1	6 ±0.3	0.7 +0.2	10 ±0.5	MHC6-6/10-4B1
	6 ±0.3	0.7 +0.2	5 -0.2	MHC6-6/5-4B1



For dimensions see Table 2.

Fig.2 Multihole core circular (MHC6).

Table 3 MHB2 grades, parameters and type numbers

GRADE	DIMENSIONS (mm)				TYPE NUMBER
	D	d	L	H	
4B1	8.5 – 0.5	3.5 +0.5	8 ± 0.3	14 ± 0.5	MHB2-14/8.5/8-4B1 ^{sup}
	8.5 – 0.5	3.5 +0.5	14 ± 0.4	14 ± 0.5	MHB2-14/8.5/14-4B1 ^{sup}
	8.0 ± 0.3	3 ± 0.3	6 ± 0.3	13 ± 0.3	MHB2-13/8/6-4B1 ⁽¹⁾
3C90	8.0 ± 0.3	3 ± 0.3	6 ± 0.3	13 ± 0.3	MHB2-13/8/6-3C90 ⁽¹⁾

Note

1. Chamfered holes and sides.

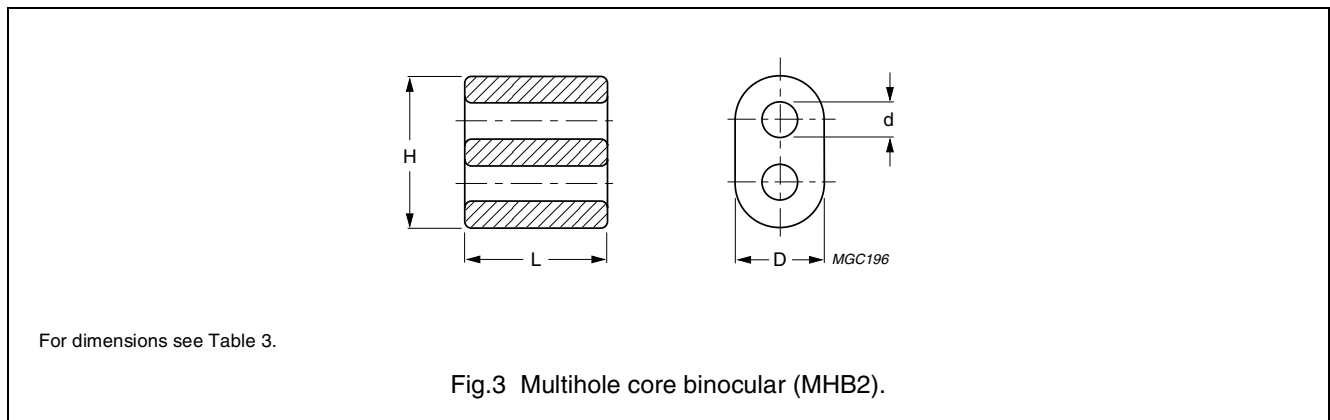
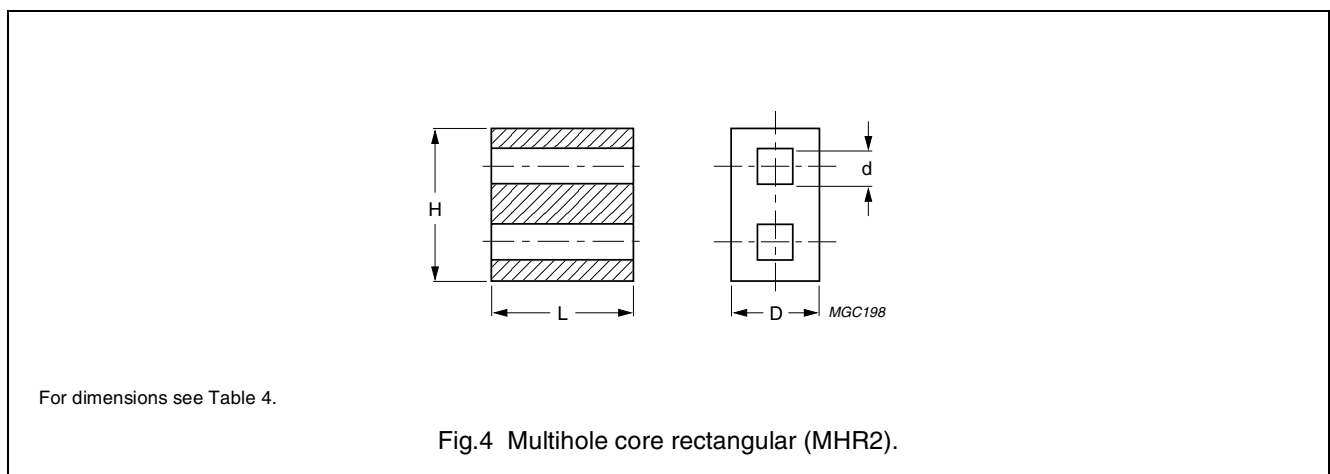


Table 4 MHR2 grades, parameters and type numbers

GRADE	DIMENSIONS (mm)				TYPE NUMBER
	D	d	L	H	
4A11	5.4 ± 0.3	2.0 ± 0.3	10.9 ± 0.4	10.8 ± 0.3	MHR2-11/5.4/11-4A11
3C90	5.4 ± 0.3	2.0 ± 0.3	10.9 ± 0.4	10.8 ± 0.3	MHR2-11/5.4/11-3C90

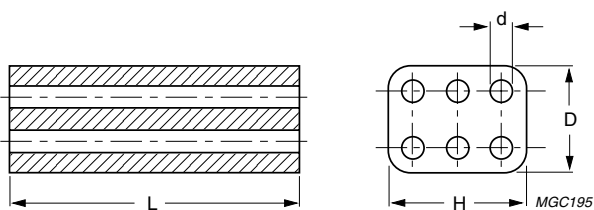


EMI-suppression products

Multihole cores

Table 5 MHR6 grades, parameters and type numbers

GRADE	DIMENSIONS (mm)				TYPE NUMBER
	D	d	L	H	
3B1	4 ±0.2	0.7 +0.3	10 ±0.5	6.1 ±0.3	MHR6-6.1/4/10-3B1



For dimensions see Table 5.

Fig.5 Multihole core rectangular (MHR6).

EMI-suppression products

Multihole cores




DATA SHEET STATUS DEFINITIONS

DATA SHEET STATUS	PRODUCT STATUS	DEFINITIONS
Preliminary specification	Development	This data sheet contains preliminary data. Ferroxcube reserves the right to make changes at any time without notice in order to improve design and supply the best possible product.
Product specification	Production	This data sheet contains final specifications. Ferroxcube reserves the right to make changes at any time without notice in order to improve design and supply the best possible product.

DISCLAIMER

Life support applications — These products are not designed for use in life support appliances, devices, or systems where malfunction of these products can reasonably be expected to result in personal injury. Ferroxcube customers using or selling these products for use in such applications do so at their own risk and agree to fully indemnify Ferroxcube for any damages resulting from such application.

PRODUCT STATUS DEFINITIONS

STATUS	INDICATION	DEFINITION
Prototype		These are products that have been made as development samples for the purposes of technical evaluation only. The data for these types is provisional and is subject to change.
Design-in		These products are recommended for new designs.
Preferred		These products are recommended for use in current designs and are available via our sales channels.
Support		These products are not recommended for new designs and may not be available through all of our sales channels. Customers are advised to check for availability.