

# DATA SHEET

**TX9/6/3**  
Ferrite toroids

Supersedes data of September 2004

2008 Sep 01

**RING CORES (TOROIDS)**

**Effective core parameters**

SYMBOL	PARAMETER	VALUE	UNIT
$\Sigma(l/A)$	core factor (C1)	5.17	mm <sup>-1</sup>
$V_e$	effective volume	102	mm <sup>3</sup>
$l_e$	effective length	22.9	mm
$A_e$	effective area	4.44	mm <sup>2</sup>
m	mass of core	≈ 0.5	g

**Coating**

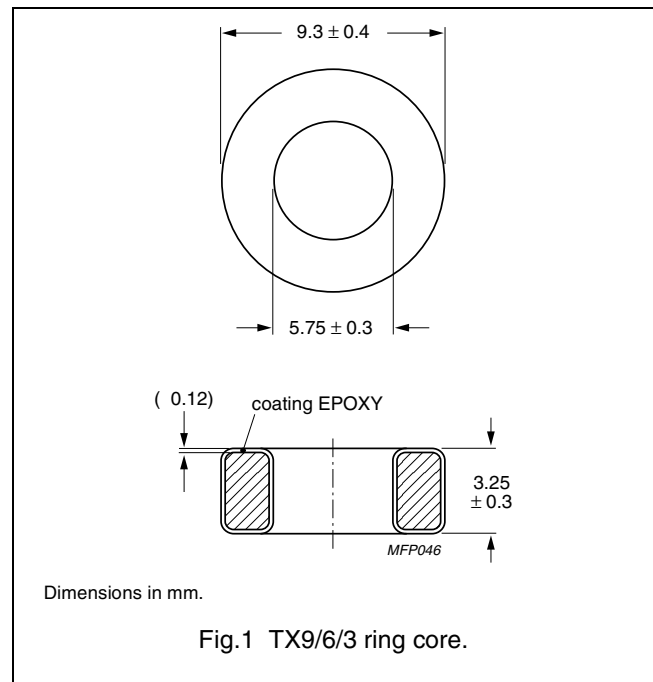
The cores are coated with epoxy, flame retardant in accordance with "UL 94V-0"; UL file number E 228348. The colour is white.

Maximum operating temperature is 200 °C.

**Isolation voltage**

DC isolation voltage: 1000 V.

Contacts are applied on the edge of the ring core, which is also the critical point for the winding operation.



**Ring core data**

GRADE	$A_L$ (nH)	$\mu_i$	TYPE NUMBER
3E25	1340 ± 30%	≈ 5500	TX9/6/3-3E25
3E5	2070 ± 30%	≈ 8500	TX9/6/3-3E5

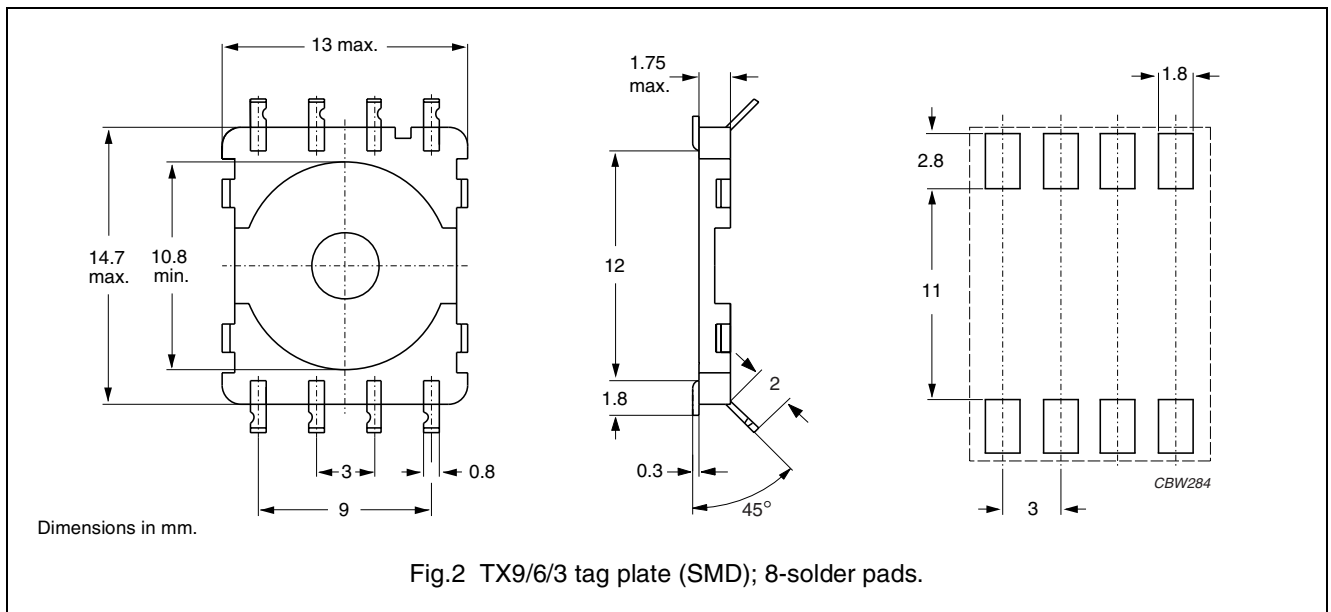
Ferrite toroids

TX9/6/3

Tag plate

General data

PARAMETER	SPECIFICATION
Tag plate material	liquid crystal polymer (LCP), glass reinforced, flame retardant in accordance with "UL 94V-0"; UL file number E54705
Solder pad material	copper-tin alloy (CuSn), tin (Sn) plated
Maximum operating temperature	155 °C, "IEC 60085", class F
Resistance to soldering heat	"IEC 60068-2-20", Part 2, Test Tb, method 1B: 350 °C, 3.5 s
Solderability	"IEC 60068-2-20", Part 2, Test Ta, method 1: 235 °C, 2 s

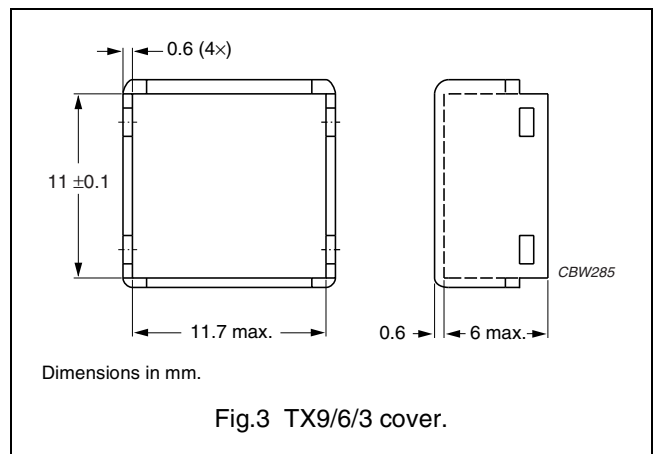


Type number information for TX9/6/3 tag plate (SMD) with 8 solder pads

NUMBER OF SOLDER PADS	TYPE NUMBER
8	TGPS-9-8P-Z

Cover data

PARAMETER	SPECIFICATION
Cover material	polyamide (PA4.6) glass reinforced, flame retardant in accordance with "UL 94V-0"
Maximum operating temperature	130 °C, "IEC 60085" class B
Type number	COV-9



**DATA SHEET STATUS DEFINITIONS**

DATA SHEET STATUS	PRODUCT STATUS	DEFINITIONS
Preliminary specification	Development	This data sheet contains preliminary data. Ferroxcube reserves the right to make changes at any time without notice in order to improve design and supply the best possible product.
Product specification	Production	This data sheet contains final specifications. Ferroxcube reserves the right to make changes at any time without notice in order to improve design and supply the best possible product.

**DISCLAIMER**

**Life support applications** — These products are not designed for use in life support appliances, devices, or systems where malfunction of these products can reasonably be expected to result in personal injury. Ferroxcube customers using or selling these products for use in such applications do so at their own risk and agree to fully indemnify Ferroxcube for any damages resulting from such application.

**PRODUCT STATUS DEFINITIONS**

STATUS	INDICATION	DEFINITION
<b>Prototype</b>		These are products that have been made as development samples for the purposes of technical evaluation only. The data for these types is provisional and is subject to change.
<b>Design-in</b>		These products are recommended for new designs.
<b>Preferred</b>		These products are recommended for use in current designs and are available via our sales channels.
<b>Support</b>		These products are <b>not</b> recommended for new designs and may not be available through all of our sales channels. Customers are advised to check for availability.