DACO®

1N4148W

500mW Surface Mount Small Switching Diode

Features

- 4.0nS; Fast Switching Device (TRR <4.0 nS)
- 500mW; Power Dissipation of 500mW
- High Stability and High Reliability
- Low reverse leakage

Mechanical Data

- SOD-123 Small Outline Plastic Package
- Polarity: Color band denotes cathode end
- Epoxy UL: 94V-0
- Mounting Position: Any

SOD-123

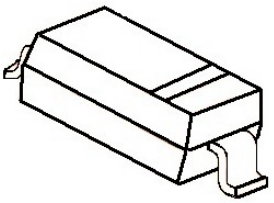

MARKING:



Maximum Ratings & Thermal Characteristics (Ratings at 25℃ ambient temperature unless otherwise specified.)

Parameters	Symbol	Value	Unit
Peak Reverse Voltage	V_{RM}	100	V
Power Dissipation	Pd	500	mW
Operating junction temperature	Tj	150	℃
Storage temperature range	T_{STG}	-65-+150	℃
Thermal Resistance from Junction to Ambient	$R_{\theta JA}$	250	℃/W
	$R_{\theta JC}$	200	℃/W
Average Rectified Current	I_O	150	mA
Repetitive Peak Forward Current	I_{FM}	300	mA
Peak Forward Surge Current @tp=1us; TA=25℃	I_{FSM}	2.0	A

Valid provided that electrodes are kept at ambient temperature.

Electrical Characteristics (Ratings at 25℃ ambient temperature unless otherwise specified).

Symbols	Parameter	Test Condition	Limits		Unit
			Min	Max	
B_V	Breakdown Voltage	IR=100uA	100		V
I_R	Reverse Leakage Current	VR=20V	---	25	nA
		VR=20V Tj=150℃	---	50	uA
		VR=75	---	5	uA
V_F	Forward Voltage	IF=10mA	---	1.00	V
		IF=100mA	---	1.25	
T_{RR}	Reverse Recovery Time	IF = IR = 10mA,	---	4	nS
		Irr=0.1XIR			
		RL=100Ω			
C	Capacitance	VR=0V, f=1MHZ	---	2	pF

Forward Characteristics

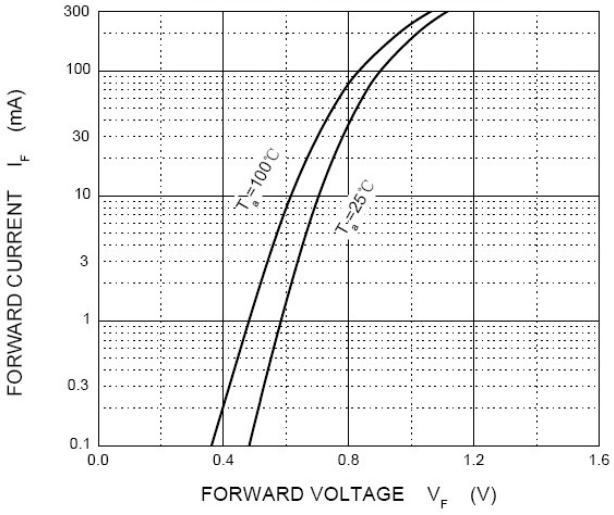

Typical Reverse Characteristics

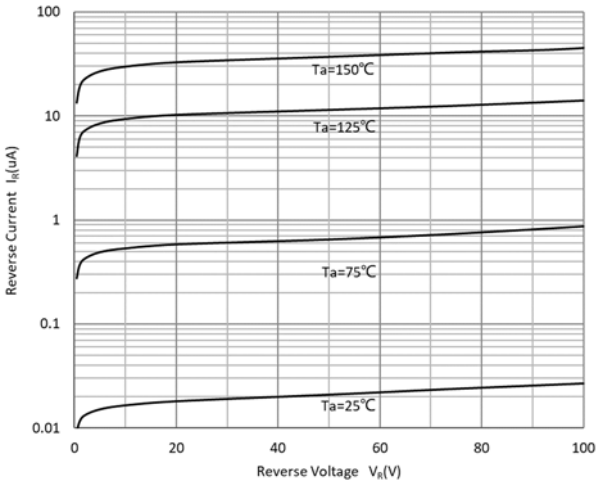

Typical Total Capacitance

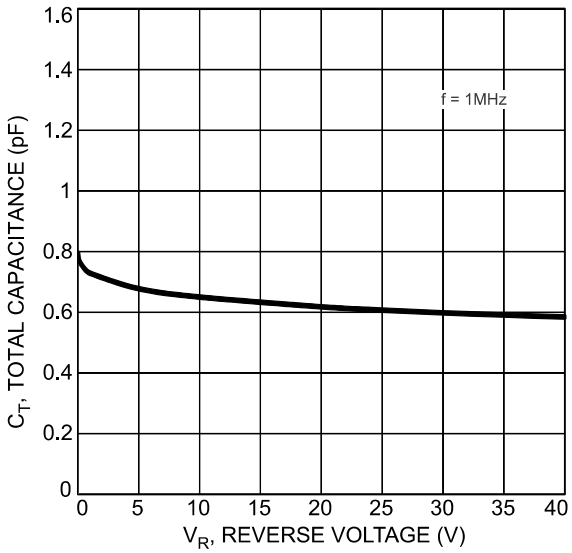

Power Derating Curve

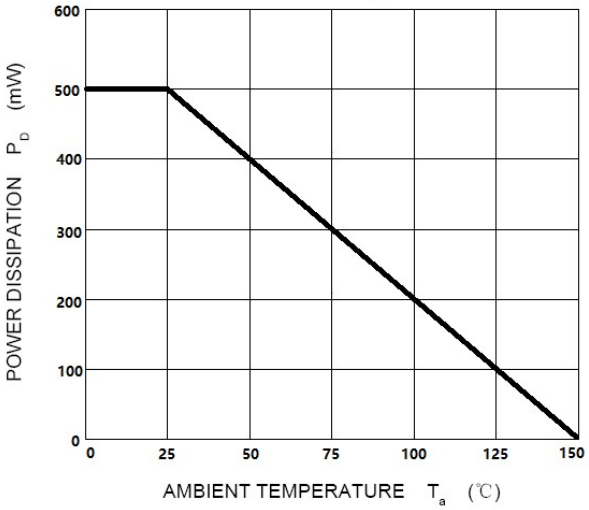

SOD-123 PACKAGE OUTLINE

Plastic surface mounted package

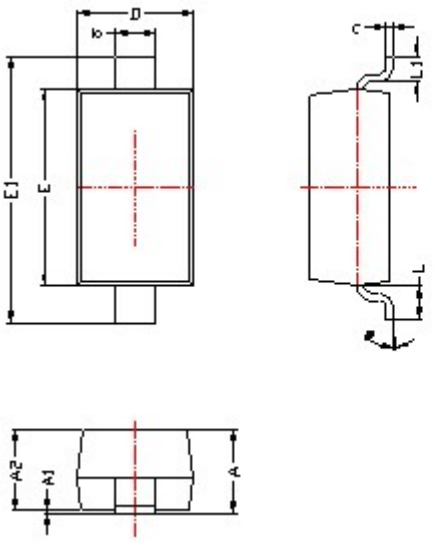

SYMBOL	DIMENSIONS	
	MIN.	MAX.
A	1.050	1.250
A1	0.000	0.100
A2	1.050	1.150
b	0.450	0.650
c	0.080	0.150
D	1.500	1.700
E	2.600	2.800
E1	3.550	3.850
L	0.500REF	
L1	0.250	0.450
θ	0°	8°

Precautions: PCB Design

Recommended land dimensions for SOD-123 diode. Electrode patterns for PCBs

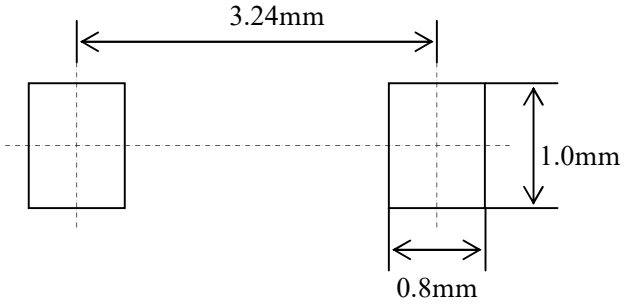

Disclaimer

DACO Semiconductor reserves the right to make modifications, enhancements, improvements, corrections, or other changes to this document and any product described herein without prior notice.For the most up-to-date version, please visit our website.

DACO Semiconductor makes no warranty, representation, or guarantee regarding the suitability of its products for any particular purpose, nor does DACO Semiconductor assume any liability arising out of the application or use of any product or circuit, and specifically disclaims any liability, including without limitation special, consequential or incidental damages.

Purchasers are responsible for its products and applications using DACO Semiconductor products, including compliance with all laws, regulations, and safety requirements or standards, regardless of any support or application information provided by DACO Semiconductor. “Typical” parameters that may be provided in DACO Semiconductor datasheets and/or specifications can and do vary in different applications and actual performance may vary over time. All operating parameters, including “Typical” must be validated for each customer application by the customer’s technical experts.

DACO Semiconductor products are not designed, authorized, or warranted to be suitable for use in life support, life-critical or safety-critical systems, or equipment, nor in applications where failure or malfunction of DACO Semiconductor’s product can reasonably be expected to result in personal injury, death or severe property or environmental damage. DACO Semiconductor accepts no liability for the inclusion and/or use of DACO Semiconductor’s products in such equipment or applications and therefore such inclusion and/or use is at the customer’s own risk.

Purchasers who buy or use DACO Semiconductor products for any unintended or unauthorized applications are required to indemnify and absolve DACO Semiconductor, its suppliers, and distributors from any claims, costs, damages, expenses, and reasonable attorney fees arising out of, directly or indirectly, any claim of personal injury or death associated with such unintended or unauthorized use, even if such claim alleges that DACO Semiconductor was negligent regarding the design or manufacture of the part.

No part of this publication may be reproduced or transmitted in any form or by any means, electronic or mechanical, including photocopying and recording, or by any information storage and retrieval system, or otherwise, without the prior written permission of DACO Semiconductor Co., Ltd.