D-SUB Press Fit Type

Specifications
Current Rate:3 AMP
Insulation Resistance:1000MΩ Min.
Contact Resistance:20mΩ Max.
Dielectric Voltage:500V AC for one minute
Operation Temperature:-55°C to +105°C

Material
Terminal:Copper Alloy.
◎Insulator: PBT, UL 94V-0

Dimensions

No. of Contacts	Dim. A	Dim. B	Dim. C	Dim. D	Dim. E
9	30.81	24.99	16.92	16.33	11.08
15	39.20	33.30	25.25	24.70	19.39
25	53.05	47.04	38.96	38.40	33.24
37	69.40	63.50	55.42	54.80	49.86

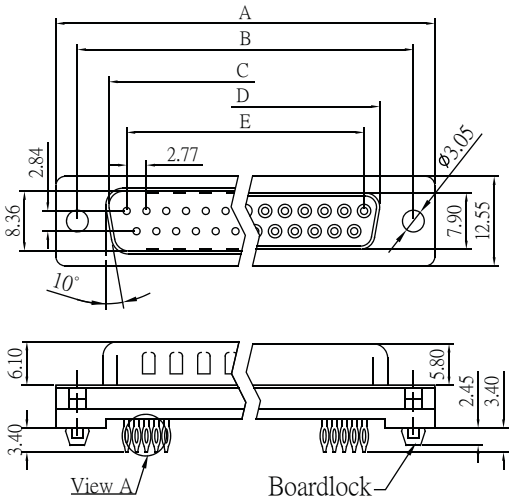

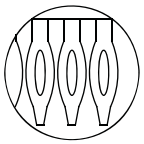

View A=5:1

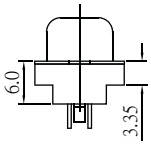

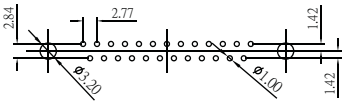

Recommended PCB Layout
(PCB TOLERANCE ±0.05)

D-SUB Straight Dip Type

Specifications
Current Rate:3 AMP
Insulation Resistance:1000MΩ Min.
Contact Resistance:20mΩ Max.
Dielectric Voltage:500V AC for one minute
Operation Temperature:-55°C to +105°C

Material
Terminal:Copper Alloy.
◎Insulator: PBT, UL 94V-0



Dimensions

No. of Contacts	Dim. A	Dim. B	Dim. C	Dim. D	Dim. E
9	30.81	24.99	16.92	16.33	11.08
15	39.20	33.32	25.25	24.70	19.39
25	53.05	47.04	38.96	38.40	33.24
37	69.40	63.50	55.42	54.80	49.86

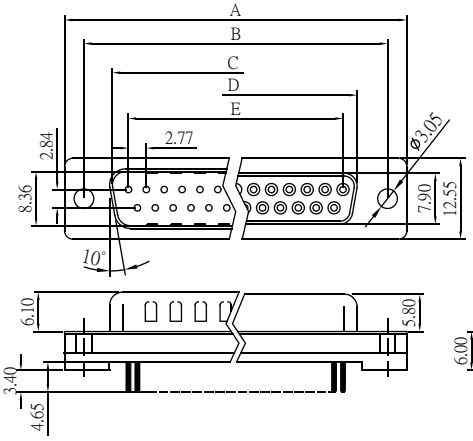

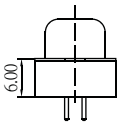

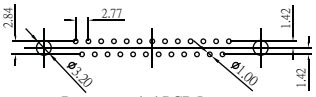

Recommended PCB Layout
(PCB TOLERANCE ±0.05)

ORDER INFORMATION

D B D X - X X X X X X X - L

- DF:Press Fit Type / DA:Dip Type
- M:Male / F:Female
- No. of Contacts
- ◎S:Selective / SF:Selective 15u" / SD:Selective 30u"
- ◎B:Black Insulator / U:Blue Insulator / W:White Insulator
- ◎N:Nickel Shell / T:Tin Shell
- ◎A:Non Accessories / B:Rivet(#4-40) / C:Rivet(#4-40 + Boardlock / D:Rivet + Boadrd & Jack Screw Insert
- L:RoHS + PBT

Type See Page 5-2