


# THROUGH-HOLE AXIAL CONFORMAL COATED INDUCTORS

## LGA 0612 SERIES



### FEATURES:

- Magnetic Core
- Wire-wound construction
- Heat resistant epoxy resin
- High reliability、 Ideal for automatic insertion
- Small size 、 Low Cost

### OPTIONS:

- Packaging: Tape & Reel is Standard (Qty: 5000 pcs)
- Bulk packaging available for smaller quantities
- Tolerance:10% is standard, tighter tolerances available.

### COMMON APPLICATIONS:

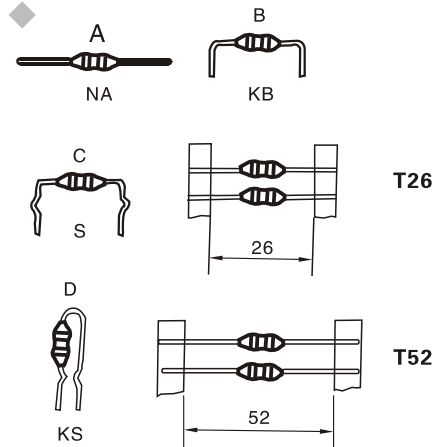
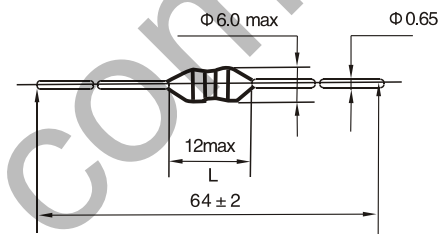
- VCRs
- Automotive Systems
- Computer Peripheral Equipment
- Televisions
- Electronic Games
- Mobile Communications Equipment
- General Electronic Applications

### STANDARD SPECIFICATIONS

Part Number	L (μH)	Tol ± %	Q min	L Test Freq (MHz)	S.R.F (MHz)	R <sub>DC</sub> (Ω) Max	I <sub>DC</sub> (mA)
LGA0612-471K	470	10	50	0.796	2.00	1.90	340
LGA0612-561K	560	10	50	0.796	1.7	2.05	310
LGA0612-681K	680	10	50	0.796	1.6	2.30	280
LGA0612-821K	820	10	50	0.796	1.3	2.94	260
LGA0612-102K	1000	10	50	0.796	1.0	3.85	230
LGA0612-122K	1200	10	50	0.252	0.90	5.70	210
LGA0612-152K	1500	10	50	0.252	0.80	6.75	200
LGA0612-182K	1800	10	50	0.252	0.70	7.55	160
LGA0612-222K	2200	10	50	0.252	0.65	8.74	130
LGA0612-272K	2700	10	50	0.252	0.60	11.4	90
LGA0612-332K	3300	10	50	0.252	0.58	13.1	86
LGA0612-392K	3900	10	50	0.252	0.55	17.4	82
LGA0612-472K	4700	10	50	0.252	0.50	24.8	80
LGA0612-562K	5600	10	50	0.252	0.45	26.8	76
LGA0612-682K	6800	10	50	0.252	0.41	31.6	72
LGA0612-822K	8200	10	40	0.252	0.35	40.8	70
LGA0612-103K	10000	10	40	0.252	0.30	45.3	60

Note: 1. K= ± 10%,M= ± 20%

### PHYSICAL CHARACTERISTICS



All dimensions in mm

### TECHNICAL INFORMATION:

#### 1、 Ordering Code

LGA	04	10	KB	-	101	K	T52
(1)	(2)	(3)	(4)		(5)	(6)	(7)

- (1) Type
- (2) Outside
- (3) Body Length
- (4) Formed Type
- (5) Nominal Inductance
- (6) Inductance Tolerance
- (7) Tape Type

• Testing:(Equivalent acceptable)

Inductance—Hp 4285A  
RDC:QuadTech 1880 Milliohmmer  
Q—HP 4342A  
SRF—HP 4191A

- IDC Max:The maximum DC value having inductance decrease within 10% and temperature increase within 20°C by the application of DC Bias
- Operating temperature: -25°C to +105°C
- Storage temperature: -40°C to + 85°C
- Solderability:Temperature @ 230°C ± 5°C for 2 seconds
- Marking:EIA 4 band color code.

Note: All specifications subject to change without notice.