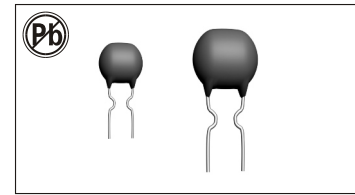


THROUGH-HOLE RADIAL EPOXY COATED INDUCTORS

LGB 0909 SERIES



FEATURES:

- Ferrite Core
- Wire-wound construction
- Epoxy coated, High reliability
- Ideal for automatic insertion
- Small size, Low Cost

OPTIONS:

- Packaging: Tape & Reel is Standard (Qty: 5000 pcs)
- Bulk packaging available for smaller quantities
- Tolerance: 10% is standard, tighter tolerances available.

COMMON APPLICATIONS:

- VCRs
- Automotive Systems
- Computer Peripheral Equipment
- Televisions
- Electronic Games
- Mobile Communications Equipment
- General Electronic Applications

ELECTRICAL CHARACTERISTICS:

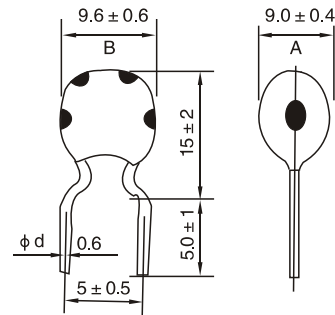
Part number	L (μH)	TOL.	L·Q (MHz)	Q min	SRF (Mhz) Min	DCR (Ω) max	IDC (mA)
LGB0909-101K	100	± 10%	0.796	55	4.3	0.85	343
LGB0909-121K	120	± 10%	0.796	55	4.1	0.95	324
LGB0909-151K	150	± 10%	0.796	55	3.7	1.05	309
LGB0909-181K	180	± 10%	0.796	55	3.3	1.15	295
LGB0909-221K	220	± 10%	0.796	50	2.3	1.30	277
LGB0909-271K	270	± 10%	0.796	50	2.0	1.50	258
LGB0909-331K	330	± 10%	0.796	50	1.95	1.70	243
LGB0909-391K	390	± 10%	0.796	50	1.85	1.85	232
LGB0909-471K	470	± 10%	0.796	50	1.57	2.30	209
LGB0909-561K	560	± 10%	0.796	45	1.50	2.55	198
LGB0909-681K	680	± 10%	0.796	40	1.40	2.85	187
LGB0909-821K	820	± 10%	0.796	35	1.32	3.0	180
LGB0909-102K	1000	± 10%	0.252	60	1.25	4.1	156
LGB0909-122K	1200	± 10%	0.252	60	1.20	4.7	146
LGB0909-152K	1500	± 10%	0.252	60	1.00	5.8	131
LGB0909-182K	1800	± 10%	0.252	60	0.95	7.4	116
LGB0909-222K	2200	± 10%	0.252	65	0.90	8.4	109
LGB0909-272K	2700	± 5%	0.252	65	0.84	11.2	94
LGB0909-332K	3300	± 5%	0.252	65	0.75	14.7	82
LGB0909-392K	3900	± 5%	0.252	65	0.67	19.5	72
LGB0909-472K	4700	± 5%	0.252	60	0.62	21.5	68
LGB0909-562K	5600	± 5%	0.252	60	0.57	24.5	64
LGB0909-682K	6800	± 5%	0.252	55	0.47	32.5	55
LGB0909-822K	8200	± 5%	0.252	50	0.43	38	51
LGB0909-103K	10000	± 5%	0.252	50	0.38	43	48
LGB0909-123K	12000	± 5%	0.0796	50	0.37	62	40
LGB0909-153K	15000	± 5%	0.0796	50	0.33	74	37
LGB0909-183K	18000	± 5%	0.0796	50	0.29	103	31
LGB0909-223K	22000	± 5%	0.0796	50	0.26	118	29
LGB0909-273K	27000	± 5%	0.0796	50	0.25	131	28
LGB0909-333K	33000	± 5%	0.0796	50	0.25	152	26
LGB0909-393K	39000	± 5%	0.0796	40	0.23	205	22
LGB0909-473K	47000	± 5%	0.0796	35	0.21	260	20
LGB0909-563K	56000	± 5%	0.0796	35	0.20	295	18

Note: 1. K = ± 10%, M = ± 20%

TECHNICAL INFORMATION:

- Testing: (Equivalent acceptable)
Inductance-HP 4342A
RDC: QuadTech 1880 Milliohm meter
Q-HP4342A
SRF-HP 4191A
- IDC Max: The maximum DC value having inductance decrease within 10% and temperature increase within 20°C by the application of DC Bias
- Operating temperature: -25°C to +105°C
- Storage temperature: -40°C to +85°C
- Solderability: Temperature @ 230°C ± 5°C for 2 seconds
- Marking: inductance value

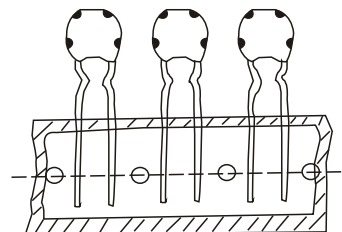
PHYSICAL CHARACTERISTICS:



SK



SS



T

1. Ordering Code

LGB	06	06	SS	101	k	T
(1)	(2)	(3)	(4)	(5)	(6)	(7)

- (1) Type
- (2) Outside
- (3) Length
- (4) formed Type
- (5) Nominal Inductance
- (6) inductance Tolerance
- (7) Tape