


HIGH CURRENT SURFACE-MOUNT WIRE-WOUND INDUCTORS

LQH1812 SERIES



FEATURES:

- Ferrite Core
- High Frequency Design
- Lower DCR permits High Idc
- Available in E12 series
- Excellent Q SRF Values
- Lead free versions
- RoHS compliant
- Excellent Thermal Stability

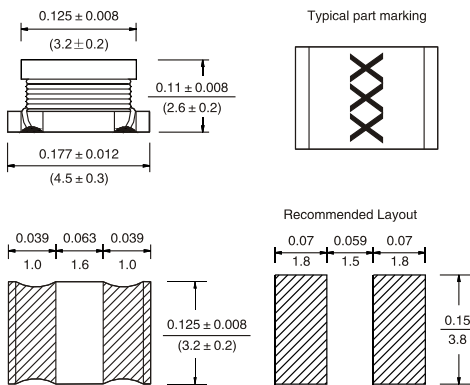
OPTIONS:

- Tape & Reel is Standard (Qty:500pcs.)
- Bulk packaging Available for Smaller Quantities
- Tolerance:K=10%,M=20% is Standard, Tighter Tolerances Available

COMMON APPLICATIONS:

- Modems PDP. LCD TVs convertor
- Mobile Radios DC/DC convertor
- Cordless Telephones Car radios
- Global Positioning Systems
- Wireless Communications Equipment
- Networking System,xDSL Filter
- Computer Products and Peripherals

PHYSICAL CHARACTERISTICS



STANDARD SPECIFICATION

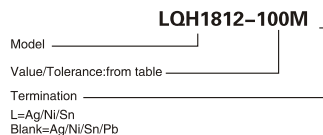
Part Number (LQH 1812 Series)	L (μH)	L Test Freq (KHz)	Q (Min)	Q Test Freq (MHz)	SRF (MHz)	DCR (Ω Max)	IDC (mA Max)
LQH-1812-1R0M	1.0	1	20	1	120	0.20	550
LQH-1812-1R2M	1.2	1	20	1	100	0.25	530
LQH-1812-1R5M	1.5	1	20	1	85	0.28	500
LQH-1812-1R8M	1.8	1	20	1	75	0.30	500
LQH-1812-2R2M	2.2	1	20	1	62	0.30	500
LQH-1812-2R7M	2.7	1	20	1	53	0.32	500
LQH-1812-3R3M	3.3	1	20	1	47	0.35	500
LQH-1812-3R9M	3.9	1	20	1	42	0.38	500
LQH-1812-4R7K	4.7	1	30	1	38	0.40	500
LQH-1812-5R6K	5.6	1	30	1	35	0.47	500
LQH-1812-6R8K	6.8	1	30	1	32	0.50	500
LQH-1812-8R2K	8.2	1	30	1	28	0.56	500
LQH-1812-100K	10	1	35	1	24	0.56	450
LQH-1812-120K	12	1	35	1	22	0.62	450
LQH-1812-150K	15	1	35	1	19	0.73	390
LQH-1812-180K	18	1	35	1	17	0.82	370
LQH-1812-220K	22	1	35	1	15	0.94	350
LQH-1812-270K	27	1	35	1	14	1.1	330
LQH-1812-330K	33	1	35	1	12	1.2	310
LQH-1812-390K	39	1	35	1	11	1.4	280
LQH-1812-470K	47	1	35	1	10	1.5	250
LQH-1812-560K	56	1	35	1	9.5	1.7	225
LQH-1812-680K	68	1	35	1	8.5	1.9	200
LQH-1812-820K	82	1	35	1	7.5	2.2	185
LQH-1812-101K	100	1	35	0.796	8.8	2.5	175
LQH-1812-121K	120	1	40	0.796	6.2	3.0	165
LQH-1812-151K	150	1	40	0.796	5.5	3.7	155
LQH-1812-181K	180	1	40	0.796	5.0	4.5	135
LQH-1812-221K	220	1	40	0.796	4.5	5.4	125
LQH-1812-271K	270	1	40	0.796	4.0	6.8	115
LQH-1812-331K	330	1	40	0.796	3.7	8.2	100
LQH-1812-391K	390	1	40	0.796	3.3	9.7	90
LQH-1812-471K	470	0.001	40	0.796	3.0	12	80
LQH-1812-561K	560	0.001	40	0.796	2.7	15	70
LQH-1812-681K	680	0.001	40	0.796	2.5	17	65
LQH-1812-821K	820	0.001	40	0.796	2.2	21	60
LQH-1812-102K	1000	0.001	40	0.252	2.0	25	50
LQH-1812-122K	1200	0.001	40	0.252	1.8	30	45
LQH-1812-152K	1500	0.001	40	0.252	1.6	37	40
LQH-1812-182K	1800	0.001	40	0.252	1.5	45	35
LQH-1812-222K	2200	0.001	40	0.252	1.3	50	30

ELECTRONICAL SCHEMATIC



TECHNICAL INFORMATION

- Inductance Testing: HP4291A, HP16193A, HP4286A or equivalent
 - RDC: QuadTech 1880 Milliohmeter
 - Q- HP4342A
 - SRF- HP4191A
 - Rated Current L value drop 10% typ. at IDC against its initial value
 - Temperature rise 40°C Max Reference ambient temperature
 - Solderability: 75% of the terminal electrode shall be covered
 - Soldering Methods: Wave, Reflow
 - Operating Temperature: -25°C to +85°C
 - Storage Temperature: -55°C to +125°C
- Note: All specifications subject to change without notice.



Note: 1. K= ± 10%, M= ± 20%