


# MAGNETIC SHIELDED SURFACE-MOUNT POWER INDUCTORS

## SDRH2D11-3D16 SERIES



### FEATURES:

- Magnetically Shielded Structure
- Low DC Resistance
- Large current up to 1.8A
- Excellent Mechanical Strength
- High Reliability and Excellent Solderability
- Low and square Profile
- High heat resistance

### OPTIONS:

- Packaging: Tape & Reel is standard (Qty:2000pcs)  
Bulk packaging available for smaller quantities
- Tolerance: 30% and 20% is standard, tighter tolerances available

### COMMON APPLICATIONS:

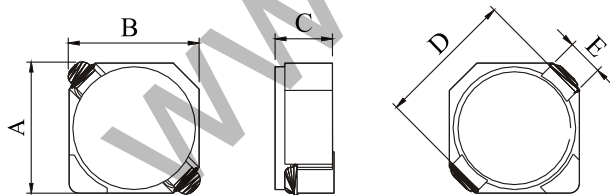
- VCRs, Notebook, DC/DC Converters
- Video Digital Cameras
- Communication System
- Automotive Systems Power supplier
- LCD PDP Televisions
- Hard Disk Drives, Topset, XDSL
- Network Systems
- Computer Peripheral Equipment

## ELECTRICAL CHARACTERISTICS:

Part Number	L μH	Test Freq KHz	DCR Ω Max	IDC Max A	Part Number	L μH	Test Freq KHz	DCR Ω Max	IDC Max A
SDRH2D11-1R5N	1.5	100	0.068	0.90	SDRH3D16-1R0N	1.0	100	0.048	1.80
SDRH2D11-2R2N	2.2	100	0.098	0.78	SDRH3D16-1R5N	1.5	100	0.054	1.55
SDRH2D11-3R3N	3.3	100	0.123	0.60	SDRH3D16-2R2N	2.2	100	0.072	1.20
SDRH2D11-4R7N	4.7	100	0.170	0.50	SDRH3D16-3R3N	3.3	100	0.105	1.03
SDRH2D11-6R8N	6.8	100	0.260	0.44	SDRH3D16-3R9N	3.9	100	0.118	1.02
SDRH2D11-100N	10	100	0.400	0.35	SDRH3D16-4R7N	4.7	100	0.132	0.95
SDRH2D11-220N	22	100	1.000	0.25	SDRH3D16-5R6N	5.6	100	0.148	0.75
SDRH2D18-2R2N	2.2	100	0.041	0.85	SDRH3D16-6R8N	6.8	100	0.195	0.73
SDRH2D18-3R3N	3.3	100	0.054	0.75	SDRH3D16-8R2N	8.2	100	0.250	0.65
SDRH2D18-4R7N	4.7	100	0.078	0.63	SDRH3D16-100N	10	100	0.275	0.58
SDRH2D18-6R8N	6.8	100	0.106	0.52	SDRH3D16-120N	12	100	0.312	0.50
SDRH2D18-100N	10	100	0.180	0.43	SDRH3D16-150N	15	100	0.412	0.46
SDRH2D18-150N	15	100	0.220	0.35	SDRH3D16-180N	18	100	0.462	0.43
SDRH2D18-220N	22	100	0.320	0.30	SDRH3D16-220N	22	100	0.600	0.40
SDRH2D18-330N	33	100	0.460	0.24	SDRH3D16-270N	27	100	0.712	0.35
SDRH2D18-470N	47	100	0.660	0.20	SDRH3D16-330N	33	100	0.925	0.32
					SDRH3D16-390N	39	100	1.062	0.28
					SDRH3D16-470N	47	100	1.175	0.26

Note: 1. K= ± 10%, M= ± 20%, N= ± 30%

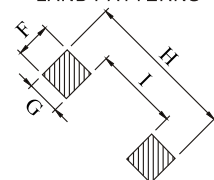
## TECHNICAL INFORMATION & PHYSICAL CHARACTERISTICS:



### CONSTRUCTION



### LAND PATTERNS



### DIMENSIONS IN:mm

- Inductor Testing: HP4284A (Equivalent acceptable)  
DCR: QuadTech 1880 Milliohmeter  
Q- HP4342A - SRF-HP4191A  
IDCMax current is decreased 10% against its initial value
- Operating temperature: -40°C to +105°C
- Storage Temperature: -40°C to +105°C
- Solder methods: Vapor Phase, Infrared Reflow
- Resistance to soldering heat: 260°C for 10 seconds
- Solvent resistance: Conforms to MIL-STD-202E
- Marking: Inductance & Tolerance  
Note: All specifications subject to change without notice.

Part number	A	B	C	D	E	F	G	H	I
SDRH2D11	3.2Max	3.2Max	1.2Max	3.3	1.0	1.3	1.3	4.3	1.7
SDRH2D18	3.2Max	3.2Max	2.0Max	3.3	1.0	1.3	1.3	4.3	1.7
SDRH3D16	4.0Max	4.0Max	1.9Max	4.4	1.1	1.5	1.4	5.2	2.4