


MAGNETIC SHIELDED SURFACE-MOUNT POWER INDUCTORS

SDRH8D28-8D43 SERIES



FEATURES:

- Magnetically Shielded Structure
- Low DC Resistance
- Large current up to 6.4A
- Excellent Mechanical Strength
- High Reliability and Excellent Solderability
- Low and square Profile
- High heat resistance

OPTIONS:

- Packaging: Tape & Reel is standard (Qty:2000pcs)
Bulk packaging available for smaller quantities
- Tolerance: 10% and 5% is standard, tighter tolerances available

COMMON APPLICATIONS:

- VCRs, Notebook, DC/DC Converters
- Video Digital Cameras
- Communication System
- Automotive Systems Power supplier
- LCD PDP Televisions
- Hard Disk Drives, Topset, XDSL
- Network Systems
- Computer Peripheral Equipment

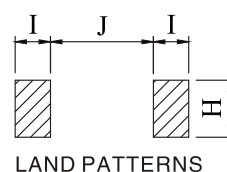
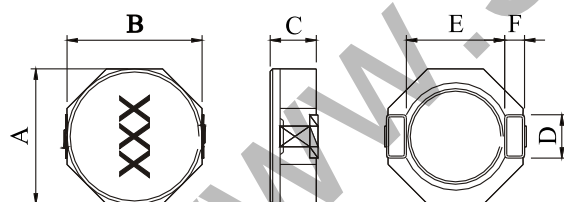
ELECTRICAL CHARACTERISTICS:

Part Number	L μH	Test Freq KHz	DCR mΩ Max	IDC Max A	Part Number	L μH	Test Freq KHz	DCR mΩ Max	IDC Max A
SDRH8D28-2R5N	2.5	100	18.5	5.4	SDRH8D43-2R0N	2.0	100	14	6.4
SDRH8D28-3R3N	3.3	100	24.6	4.8	SDRH8D43-3R9N	3.9	100	19	5.0
SDRH8D28-4R7N	4.7	100	36.8	4.0	SDRH8D43-4R7N	4.7	100	22	4.6
SDRH8D28-6R8N	6.8	100	48.4	3.2	SDRH8D43-6R8N	6.8	100	32	4.2
SDRH8D28-100N	100	100	62.2	2.7	SDRH8D43-100N	10	100	40	3.6
SDRH8D28-150N	150	100	93.5	2.2	SDRH8D43-150N	15	100	58	2.6
SDRH8D28-220N	220	100	156.6	1.8	SDRH8D43-220N	22	100	96	2.1
SDRH8D28-330N	330	100	205.2	1.4	SDRH8D43-330N	33	100	144	1.6
SDRH8D28-470N	470	100	266.1	1.25	SDRH8D43-470N	47	100	195	1.4
SDRH8D28-680N	680	100	368.5	0.96	SDRH8D43-680N	68	100	240	1.2
SDRH8D28-101N	101	100	610.8	0.78	SDRH8D43-101N	100	100	360	0.9

Note: 1. K= ± 10%, M= ± 20%, N= ± 30%

TECHNICAL INFORMATION:

PHYSICAL CHARACTERISTICS:



CONSTRUCTION



- Inductor Testing: HP4284A (Equivalent acceptable)
 - DCR: QuadTech 1880 Milliohm meter
 - Q- HP4342A - SRF-HP4191A
 - IDCMax current is decreased 10% against its initial value
 - Operating temperature: -40°C to +105°C
 - Storage Temperature: -40°C to +105°C
 - Solder methods: Vapor Phase, Infrared Reflow
 - Resistance to soldering heat: 260°C for 10 seconds
 - Solvent resistance: Conforms to MIL-STD-202E
 - Marking: Inductance & Tolerance
- Note: All specifications subject to change without notice.

DIMENSIONS IN:mm

Part number	A	B	C	D	E	F	H	I	J
SDRH8D28	8.3Max	8.3Max	3.0Max	2.5	6.3	1.2	2.8	2.0	6.1
SDRH8D43	8.3Max	8.3Max	4.5Max	2.5	6.3	1.2	2.8	2.0	6.1