


SURFACE-MOUNT TOROID CHOKES

STR30-38 SERIES



FEATURES:

- Higher Frequency
- High Saturation Material
- Low EMI Radiation
- Pick and Place
- Low DC Resistance

OPTIONS:

- Packaging: Tape & Reel is standard (Qty:2000pcs)
- Bulk packaging available for smaller quantities
- Tolerance: 10% and 5% is standard, tighter tolerances available

COMMON APPLICATIONS:

- Electronic Appliances
- DC – DC Conversion (Paraller Mode)
- Isolation/Coupling (Transformer)
- Input Filter (Serial Mode)
- EMI/RFI Suppression

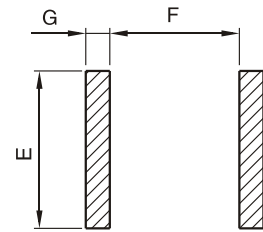
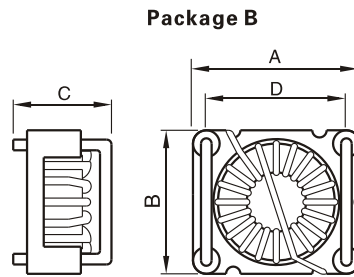
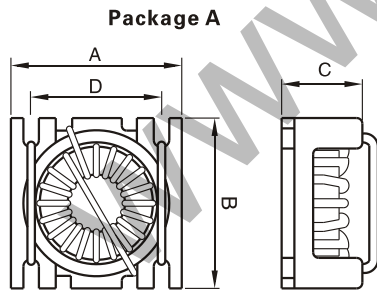
ELECTRICAL CHARACTERISTICS:

Part Number	L μ H 100KHz	SRF MHz TYP	DCR (m Ω) Max	IDC (A) Max	Part Number	L μ H 100KHz	SRF MHz TYP	DCR (m Ω) Max	IDC (A) Max
STR30-8/90-1R8M	1.8	140	12.0	12	STR38-8/90-1R5M	1.5	133	9.3	18
STR30-8/90-3R3M	3.3	110	19.9	10	STR38-8/90-3R3M	3.3	73	18.7	12
STR30-8/90-6R8M	6.8	55	47.2	6.5	STR38-8/90-8R2M	8.2	24	63	7.5
STR30-8/90-220M	22	15	166	3.5	STR38-8/90-270M	27	12	290	4.0
STR30-8/90-101M	100	5.0	640	1.6	STR38-8/90-101M	100	4.0	657	8.8
STR30-18-2R7M	2.7	125	12.0	7.5	STR38-18-3R8M	3.8	133	9.3	5.8
STR30-18-5R2M	5.2	102	19.9	5.4	STR38-18-7R5M	7.5	73	18.7	3.5
STR30-18-120M	12	52	47.2	3.5	STR38-18-220M	22	34	63	2.0
STR30-18-350M	35	12	166	2.0	STR38-18-730M	73	5.0	290	0.98
STR30-18-171M	170	4.0	640	0.95	STR38-18-291M	290	2.0	657	6.5
STR30-52-3R6M	3.6	150	12.0	5.0	STR38-52-4R7M	4.7	133	9.3	4.4
STR30-52-6R8M	6.8	110	19.9	3.7	STR38-52-100M	10	62	18.7	2.4
STR30-52-150M	15	45	47.2	2.5	STR38-52-330M	33	25	63	1.4
STR30-52-470M	47	14	166	1.4	STR38-52-101M	100	5.0	290	0.71
STR30-52-221M	220	4.2	640	0.64	STR38-52-391M	390	133	657	6.2
STR30-M125-6R0M	6.0	95	12.0	4.6	STR38-M125-6R8M	6.8	58	9.3	4.2
STR30-M125-120M	12	75	19.9	3.4	STR38-M125-150M	15	18	18.7	2.6
STR30-M125-220M	22	50	47.2	2.4	STR38-M125-390M	39	4.0	63	1.6
STR30-M125-820M	82	10	166	1.3	STR38-M126-121M	120	1.2	290	0.74
STR30-M125-391M	390	3	640	0.60	STR38-M127-471M	470	1.8	657	2.1

Note: 1. K = \pm 10%, M = \pm 20%, N = \pm 30%

TECHNICAL INFORMATION:

PHYSICAL CHARACTERISTICS:



LAND PATTERNS

- IDC Max: Determined when superimposed
 - Inductance test: HP4284A 10KHz 0.1V
 - RDC: QuadTech 1880 Milliohm meter
 - Operating temperature: -40°C to +105°C
 - Storage Temperature: -40°C to +105°C
 - Solder methods: Vapor Phase, Infrared Reflow
 - Resistance to soldering heat: 260°C for 10 seconds
 - Solvent resistance: Conforms to MIL-STD-202E
 - Marking: Inductance & Tolerance
- Note: All specifications subject to change without notice.

DIMENSIONS IN: mm

Part number	A	B	C	D	E	F	G
STR30	11.05Max	11.18Max	9.50Max	8.89	10.16	9.14	1.52
STR38	14.22Max	14.35Max	9.50Max	11.43	13.21	11.68	1.52

Note: All specifications subject to change without notice.