

Jamicon Series : CD

Teapo Series : LV Low Impedance,long life Series

■ Endurance:105°C, 2000~5000 hours

■ Recommended Applications: Suitable for AV(TV,Video,Audio),Monitor/Computer, Battery charger,DC/DC converter,SMPS,

■ Corresponding product to RoHS

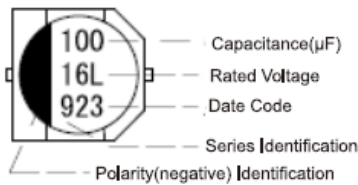


Specifications

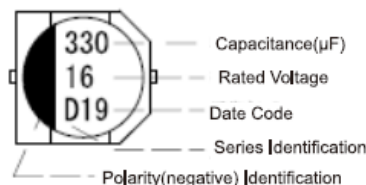
Item	Characteristics																												
Category Temperature Range	-55 ~ +105°C																												
Rated Voltage Range	6.3~ 50VDC																												
Rated Capacitance Range	4.7 ~ 1500 μF																												
Capacitance Tolerance	± 20 % at 120Hz , 20°C																												
Leakage Current (20°C)	$I \leq 0.01CV$ or $3 \mu A$, whichever is greater. (After rated voltage applied for 2 minutes) I : Max. leakage current (μA), C : Nominal capacitance (μF), V : Rated voltage (V)																												
Dissipation Factor(MAX) (tan δ) (120Hz, 20°C)	Shown in the table of standard rating																												
Low Temperature Stability Impedance Ratio (MAX)	<table border="1"> <thead> <tr> <th>WV</th> <th>6.3</th> <th>10</th> <th>16</th> <th>25</th> <th>35</th> <th>50</th> </tr> </thead> <tbody> <tr> <td>Z(120HZ)</td> <td></td> <td></td> <td></td> <td></td> <td></td> <td></td> </tr> <tr> <td>Z(-25°C) / Z(20°C)</td> <td>3</td> <td>3</td> <td>2</td> <td>2</td> <td>2</td> <td>2</td> </tr> <tr> <td>Z(-55°C) / Z(20°C)</td> <td>7</td> <td>7</td> <td>5</td> <td>3</td> <td>3</td> <td>3</td> </tr> </tbody> </table>	WV	6.3	10	16	25	35	50	Z(120HZ)							Z(-25°C) / Z(20°C)	3	3	2	2	2	2	Z(-55°C) / Z(20°C)	7	7	5	3	3	3
WV	6.3	10	16	25	35	50																							
Z(120HZ)																													
Z(-25°C) / Z(20°C)	3	3	2	2	2	2																							
Z(-55°C) / Z(20°C)	7	7	5	3	3	3																							
Endurance	<p>After applying rated voltage for 2000~5000hrs at 105°C, Stay back to 20 °C temperature measurement, the capacitors shall meet the following requirements.</p> <table border="1"> <tr> <td>Capacitance Change</td> <td>Within ±30% of the initial value</td> </tr> <tr> <td>Dissipation Factor</td> <td>Not more than 300% of the specified value</td> </tr> <tr> <td>Leakage Current</td> <td>Not more than the specified value</td> </tr> <tr> <td>DΦ</td> <td>5x5.4~6.3x7.7</td> <td>8x10.2~10x10.2</td> </tr> <tr> <td>Life</td> <td>2000hrs</td> <td>5000hrs</td> </tr> </table>	Capacitance Change	Within ±30% of the initial value	Dissipation Factor	Not more than 300% of the specified value	Leakage Current	Not more than the specified value	DΦ	5x5.4~6.3x7.7	8x10.2~10x10.2	Life	2000hrs	5000hrs																
Capacitance Change	Within ±30% of the initial value																												
Dissipation Factor	Not more than 300% of the specified value																												
Leakage Current	Not more than the specified value																												
DΦ	5x5.4~6.3x7.7	8x10.2~10x10.2																											
Life	2000hrs	5000hrs																											
Shelf Life	After placed at 105°C without voltage applied for 1000 hours, Stay back to 20 °C temperature measurement, the capacitor shall meet the same requirement as Endurance.																												

MARKING

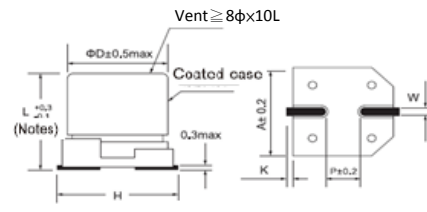
Dimensions [mm]



Teapo



Jamicon



(Notes) Φ8 ~ Φ10&6.3X7.7=L±0.3

Dimensions	ΦD	L	A	H	W	P	K
B01	4.0	5.4	4.3	5.5 Max	0.65±0.1	1.0	0.35+0.15/-0.2
C01	5.0	5.4	5.3	6.5 Max	0.65±0.1	1.5	0.35+0.15/-0.2
E01	6.3	5.4	6.6	7.8 Max	0.65±0.1	2.1	0.35+0.15/-0.2
E04	6.3	7.7	6.6	7.8 Max	0.65±0.1	2.1	0.35+0.15/-0.2
G03	8.0	10.2	8.3	10.0 Max	0.90±0.2	3.1	0.70±0.20
H03	10.0	10.2	10.3	12.0 Max	0.90±0.2	4.6	0.70±0.20

Multiplier for Ripple Current

Frequency (Hz)	120	1K	10K	100K
Coefficient	0.70	0.80	0.90	1.00

Jamicon Series : CD

Teapo Series : LV

■ STANDARD RATINGS

Rated Voltage (SurageVoltage) (V)	Cap (μ F)	Case size Φ DxL(mm)	tan δ	Ripple current (mA/rms (100KHz)	Impedance (Ω,20℃) (100KHz)	Rated Voltage (SurageVoltage) (V)	Cap (μ F)	Case size Φ DxL(mm)	tan δ	Ripple current (mA/rms (100KHz)	Impedance (Ω,20℃) (100KHz)
6.3(8)	33	5x5.4	0.28	150	0.76	25(32)	22	5x5.4	0.16	150	1.00
	47	5x5.4	0.28	150	0.76		33	6.3x5.4	0.16	230	0.44
	100	6.3x5.4	0.28	230	0.44		47	6.3x5.4	0.16	230	0.44
	150	6.3x5.4	0.28	230	0.44		100	6.3x7.7	0.16	280	0.34
	220	6.3x5.4	0.28	230	0.44		150	8x10.2	0.16	450	0.17
	330	6.3x7.7	0.28	280	0.34		220	8x10.2	0.16	450	0.17
	470	8x10.2	0.28	450	0.17		330	8x10.2	0.16	450	0.17
	1000	8x10.2	0.28	450	0.17		470	10x10.2	0.16	670	0.09
10(13)	33	5x5.4	0.24	150	0.76	35(44)	10	5x5.4	0.13	150	0.76
	47	6.3x5.4	0.24	230	0.44		22	5x5.4	0.13	150	0.76
	100	6.3x5.4	0.24	230	0.44		33	6.3x5.4	0.13	230	0.44
	150	6.3x5.4	0.24	230	0.44		47	6.3x5.4	0.13	230	0.44
	220	6.3x7.7	0.24	280	0.34		100	8x10.2	0.13	450	0.17
	330	8x10.2	0.24	450	0.17		150	8x10.2	0.13	450	0.17
	470	8x10.2	0.24	450	0.17		220	8x10.2	0.13	450	0.17
	1000	10x10.2	0.24	670	0.09		330	10x10.2	0.13	670	0.09
16(20)	22	5x5.4	0.20	150	1.00	50(63)	4.7	5x5.4	0.12	85	1.52
	33	6.3x5.4	0.20	230	0.44		10	6.3x5.4	0.12	165	0.88
	47	6.3x5.4	0.20	230	0.44		22	6.3x5.4	0.12	165	0.88
	100	6.3x5.4	0.20	230	0.44		33	6.3x7.7	0.12	185	0.68
	150	6.3x7.7	0.20	280	0.34		47	6.3x7.7	0.12	185	0.68
	220	6.3x7.7	0.20	280	0.34		100	8x10.2	0.12	300	0.34
	330	8x10.2	0.20	450	0.17		150	10x10.2	0.12	670	0.18
	470	8x10.2	0.20	450	0.17		220	10x10.2	0.12	670	0.18