

Jamicon Series : CE

Teapo Series : MV

Low leakage current Series

■ Endurance:105°C 2000 hours

■ Recommended Applications:Low leakage current (0.5 μA to 2.0 μA max.)

■ Corresponding product to RoHS



Jamicon

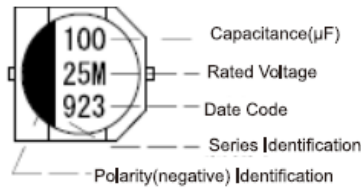


Teapo

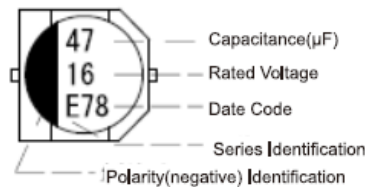
■ Specifications

Item	Characteristics																								
Category Temperature Range	-40~ +105°C																								
Rated Voltage Range	6.3 ~ 50VDC																								
Rated Capacitance Range	1~ 100 μF																								
Capacitance Tolerance	± 20 % at 120Hz , 20°C																								
Leakage Current (20°C)	$I \leq 0.002CV$ or $0.5 \mu A$ , whichever is greater. (After rated voltage applied for 2 minutes) I : Max. leakage current (μA), C : Nominal capacitance (μF), V : Rated voltage (V)																								
Dissipation Factor(MAX) (tan δ) (120Hz,20°C)	Shown in the table of standard rating																								
Low Temperature Stability Impedance Ratio (MAX)	<table border="1"> <thead> <tr> <th>WV</th> <th>6.3</th> <th>10</th> <th>25</th> <th>35</th> <th>50</th> </tr> </thead> <tbody> <tr> <td>Z(120HZ)</td> <td></td> <td></td> <td></td> <td></td> <td></td> </tr> <tr> <td>Z(-25°C) / Z(20°C)</td> <td>4</td> <td>3</td> <td>2</td> <td>2</td> <td>2</td> </tr> <tr> <td>Z(-40°C) / Z(20°C)</td> <td>8</td> <td>6</td> <td>4</td> <td>3</td> <td>3</td> </tr> </tbody> </table>	WV	6.3	10	25	35	50	Z(120HZ)						Z(-25°C) / Z(20°C)	4	3	2	2	2	Z(-40°C) / Z(20°C)	8	6	4	3	3
WV	6.3	10	25	35	50																				
Z(120HZ)																									
Z(-25°C) / Z(20°C)	4	3	2	2	2																				
Z(-40°C) / Z(20°C)	8	6	4	3	3																				
Endurance	After applying rated voltage for 2000Hrs at 105°C, Stay back to 20 °C temperature measurement, the capacitors shall meet the following requirements. <table border="1"> <tbody> <tr> <td>Capacitance Change</td> <td>Within ±25% of the initial value</td> </tr> <tr> <td>Dissipation Factor</td> <td>Not more than 200% of the specified value</td> </tr> <tr> <td>Leakage Current</td> <td>Not more than the specified value</td> </tr> </tbody> </table>	Capacitance Change	Within ±25% of the initial value	Dissipation Factor	Not more than 200% of the specified value	Leakage Current	Not more than the specified value																		
Capacitance Change	Within ±25% of the initial value																								
Dissipation Factor	Not more than 200% of the specified value																								
Leakage Current	Not more than the specified value																								
Shelf Life	105°C without voltage applied for 1000 hours, Stay back to 20 °C temperature measurement, the capacitor shall meet the same requirement as Endurance.																								

■ MARKING

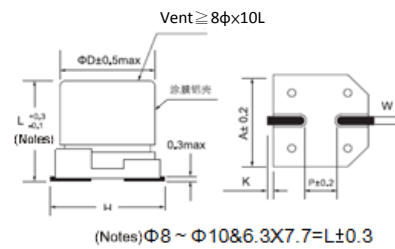


Teapo



Jamicon

■ Dimensions [mm]



Dimensions	ΦD	L	A	H	W	P	K
B01	4.0	5.4	4.3	5.5 Max	0.65±0.1	1.0	0.35+0.15/-0.2
C01	5.0	5.4	5.3	6.5 Max	0.65±0.1	1.5	0.35+0.15/-0.2
E01	6.3	5.4	6.6	7.8 Max	0.65±0.1	2.1	0.35+0.15/-0.2

■ Multiplier for Ripple Current

Frequency (Hz)	60	120	1K	10K
Coefficient	0.85	1.00	1.10	1.20

Jamicon Series : CE

Teapo Series : MV

■ STANDARD RATINGS

Rated Voltage (SurageVoltage) (V)	Cap ( $\mu$ F)	Case size $\Phi$ DxL(mm)	$\tan \delta$	Ripple current (mA/rms 105°C) (120Hz)	Rated Voltage (SurageVoltage) (V)	Cap ( $\mu$ F)	Case size $\Phi$ DxL(mm)	$\tan \delta$	Ripple current (mA/rms 105°C) (120Hz)
6.3(8)	22	4x5.4	0.24	24	25(32)	4.7	4x5.4	0.14	14
	33	5x5.4	0.24	33		10	5x5.4	0.14	24
	47	5x5.4	0.24	39		22	6.3x5.4	0.14	41
	100	6.3x5.4	0.24	65		33	6.3x5.4	0.14	50
10(13)	22	5x5.4	0.20	30	35(44)	4.7	4x5.4	0.12	15
	33	5x5.4	0.20	36		10	5x5.4	0.12	26
	47	6.3x5.4	0.20	50		22	6.3x5.4	0.12	44
	100	6.3x5.4	0.20	70	50(63)	1.0	4x5.4	0.10	8
10	4x5.4	0.16	20	2.2		4x5.4	0.10	12	
22	5x5.4	0.16	33	3.3		4x5.4	0.10	14	
33	6.3x5.4	0.16	46	4.7		5x5.4	0.10	19	
16(20)	47	6.3x5.4	0.16	55	10	6.3x5.4	0.10	32	