

Jamicon Series : CN

Teapo Series : RV

Non-polar Series



Jamicon



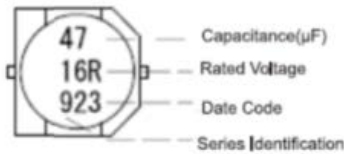
Teapo

- Endurance:85°C 2000 hours
- Recommended Applications:Non-polarized,Low profile vertical chip, 5.5mm height (≦ Φ6.3)
- Corresponding product to RoHS

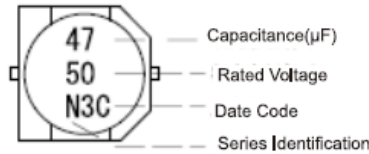
■ Specifications

Item	Characteristics																							
Category Temperature Range	-40~ +85°C																							
Rated Voltage Range	6.3 ~ 50VDC																							
Rated Capacitance Range	1~ 47 μF																							
Capacitance Tolerance	± 20 % at 120Hz , 20°C																							
Leakage Current (20°C)	$I \leq 0.05CV$ or $10 \mu A$, whichever is greater. (After rated voltage applied for 2 minutes) I : Max. leakage current (μA), C : Nominal capacitance (μF), V : Rated voltage (V)																							
Dissipation Factor(MAX) (tan δ) (120Hz,20°C)	Shown in the table of standard rating																							
Low Temperature Stability Impedance Ratio (MAX)	<table border="1"> <thead> <tr> <th rowspan="3">WV Z(120HZ)</th> <th colspan="5">WV</th> </tr> <tr> <th>6.3</th> <th>10</th> <th>25</th> <th>35</th> <th>50</th> </tr> </thead> <tbody> <tr> <td>Z(-25°C) / Z(20°C)</td> <td>4</td> <td>3</td> <td>2</td> <td>2</td> <td>2</td> </tr> <tr> <td>Z(-40°C) / Z(20°C)</td> <td>8</td> <td>6</td> <td>4</td> <td>3</td> <td>3</td> </tr> </tbody> </table>	WV Z(120HZ)	WV					6.3	10	25	35	50	Z(-25°C) / Z(20°C)	4	3	2	2	2	Z(-40°C) / Z(20°C)	8	6	4	3	3
WV Z(120HZ)	WV																							
	6.3		10	25	35	50																		
	Z(-25°C) / Z(20°C)	4	3	2	2	2																		
Z(-40°C) / Z(20°C)	8	6	4	3	3																			
Endurance	After applying rated voltage for 2000Hrs at 85°C,Stay back to 20 °C temperature measurement,the capacitors shall meet the following requirements.(The polarity need to exchange every 250 hours)																							
	<table border="1"> <tr> <td>Capacitance Change</td> <td>Within ±25% of the initial value</td> </tr> <tr> <td>Dissipation Factor</td> <td>Not more than 200% of the specified value</td> </tr> <tr> <td>Leakage Current</td> <td>Not more than the specified value</td> </tr> </table>	Capacitance Change	Within ±25% of the initial value	Dissipation Factor	Not more than 200% of the specified value	Leakage Current	Not more than the specified value																	
Capacitance Change	Within ±25% of the initial value																							
Dissipation Factor	Not more than 200% of the specified value																							
Leakage Current	Not more than the specified value																							
Shelf Life	After placed at 85°C without voltage applied for 1000 hours,Stay back to 20 °C temperature measurement, the capacitor shall meet the same requirement as Endurance.																							

■ MARKING

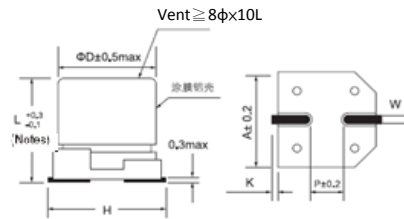


Teapo



Jamicon

■ Dimensions [mm]



(Notes) Φ8 ~ Φ10&6.3X7.7=L±0.3

Dimensions	ΦD	L	A	H	W	P	K
B01	4.0	5.4	4.3	5.5 Max	0.65±0.1	1.0	0.35+0.15/-0.2
C01	5.0	5.4	5.3	6.5 Max	0.65±0.1	1.5	0.35+0.15/-0.2
E01	6.3	5.4	6.6	7.8 Max	0.65±0.1	2.1	0.35+0.15/-0.2

■ Multiplier for Ripple Current

Frequency (Hz)	60	120	1K	10K
Coefficient	0.85	1.00	1.10	1.20

Jamicon Series : CN

Teapo Series : RV

Non-polar Series

■STANDARD RATINGS

Rated Voltage (SurageVoltage) (V)	Cap (μ F)	Case size Φ D \times L(mm)	tan δ	Ripple current (mA/rms 85°C) (120Hz)
6.3(8)	22	5x5.4	0.26	29
	33	6.3x5.4	0.26	41
	47	6.3x5.4	0.26	49
10(13)	10	4x5.4	0.22	19
	22	6.3x5.4	0.22	36
	33	6.3x5.4	0.22	45
16(20)	4.7	4x5.4	0.20	14
	10	5x5.4	0.20	23
	22	6.3x5.4	0.20	39
	33	6.3x5.4	0.20	48

Rated Voltage (SurageVoltage) (V)	Cap (μ F)	Case size Φ D \times L(mm)	tan δ	Ripple current (mA/rms 85°C) (120Hz)
25(32)	3.3	5x5.4	0.20	13
	4.7	5x5.4	0.20	16
	10	6.3x5.4	0.20	27
35(44)	2.2	4x5.4	0.20	10
	3.3	5x5.4	0.20	14
	4.7	5x5.4	0.20	17
	10	6.3x5.4	0.20	28
50(63)	1.0	4x5.4	0.18	7
	2.2	5x5.4	0.18	12
	3.3	5x5.4	0.18	14
	4.7	6.3x5.4	0.18	19