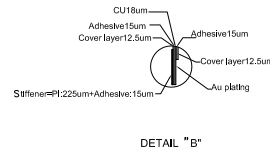
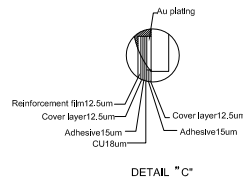
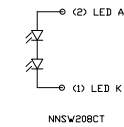


PIN DESCRIPTION	
PIN	SYMBOL
1	CEP
2	CEM
3	VCL
4	VCH
5	C23+
6	C23-
7	C22+
8	C22-
9	C21+
10	C21-
11	VC12
12	D15
13	D14
14	D13
15	D12
16	D11
17	D10
18	D9
19	D8
20	RDB
21	WRB
22	A0
23	CSB
24	VCC/VDDR
25	VDD
26	VSS
27	RESB
28	VREFM
29	VM
30	VSH
31	VOUT
32	C11+
33	C11-
34	VC11

- NOTE:
- GENERAL TOLERANCE: ±0.20.
 - (...) IS REFERENCE DIMENSION.
 - * CRITICAL DIMENSION
 - COMPLIABLY RoHS.
 - ACF for COG of IC: CP6920F3(3um Filler).
 - ITO Glass: With Hard Coat at both sides.



NO.	SYMBOL
1	CATHODE
2	ANODE



DISPLAY TYPE	FSTN POSITIVE TRANSFLECTIVE
FRONT POLARIZER	NORMAL
OPERATING METHOD	1/160 DUTY 1/10 BIAS
OPERATION VOLTAGE	VDP=16V, VDD=3.3V
VIEWING ANGLE	6:00
OPERATION TEMPERATURE	-20°C TO 70°C
STORAGE TEMPERATURE	-25°C TO 75°C
CONNECTOR TYPE	FPC
LCD CONTROLLER/DRIVER	NT7553E 8080 series 8bit parallel
BACKLIGHT	WHITE(If=20mA, Vf=6.2V)

VER.	SYMBOL	AMENDMENT	SIGN	DATE	DRAWN	LJW	TITLE	DRAWING NO.	CUSTOMER NO.	UNIT	mm	SCALE	FIT
01		First issue	LJW	14.05.15	EE.CHECKED	TJP	MODULE SPEC.	STR-TG9282		3rd Angle	⊕	SHEET 1 OF 1	
					PE.CHECKED	TJP	BOM NO.:BM140425-11A						
					APPROVED	HJB							
					CUSTOMER'S APPROVAL		TRUEVISION TECHNOLOGIES LTD.						